

HARVEST DATA - SEPWA Barley Variety Trial - A Stewart Wittenoom Hills Harvested - 29th October 2019

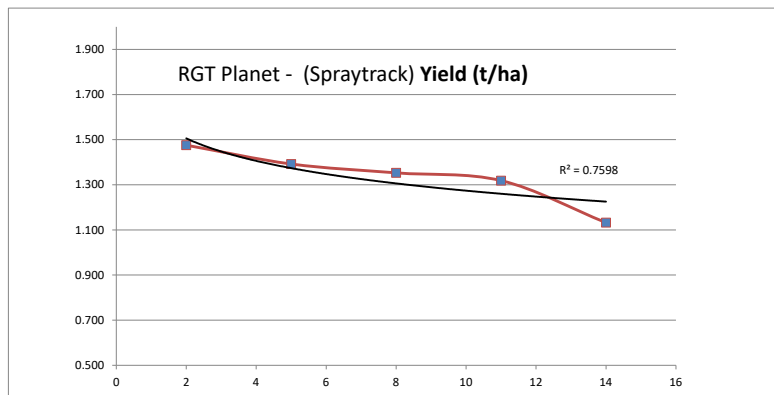


Plot	Variety!	Plot Length	Plot Width	Area (ha)	Weight (kgs)	Yield (t/ha)	Plot 2	% of Site Mean
1	RGT Planet	170	12	0.204	241	1.181	1	84%
2	RGT Planet - (Spraytrack)	170	12	0.204	301	1.475	4	105%
3	Spartacus	170	12	0.204	240	1.176	9	84%
4	Compass	170	12	0.204	356	1.745	16	125%
5	RGT Planet - (Spraytrack)	170	12	0.204	284	1.392	25	100%
6	Banks	170	12	0.204	400	1.961	36	140%
7	Roaslaind	170	12	0.204	223	1.093	49	78%
8	RGT Planet - (Spraytrack)	170	12	0.204	276	1.353	64	97%
9	RGT Planet	170	12	0.204	300	1.471	81	105%
10	Leabrook WI 4896	170	12	0.204	390	1.912	100	137%
11	RGT Planet - (Spraytrack)	170	12	0.204	269	1.319	121	94%
12	Flinders	170	12	0.204	291	1.426	144	102%
13	RGT Planet	170	12	0.204	259	1.270	169	91%
14	RGT Planet - (Spraytrack)	170	12	0.204	231	1.132	196	81%
15	RGT Planet	170	12	0.204	221	1.083	225	77%

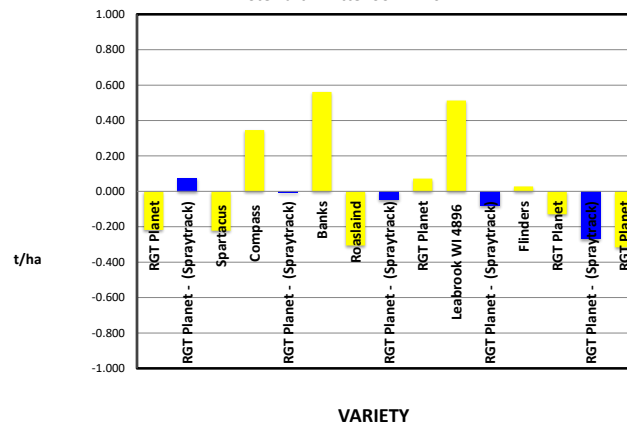
Average of Yield (t/ha)	
Variety!	Total
Roaslaind	1.093
Spartacus	1.176
RGT Planet	1.251
RGT Planet - (Spraytrack)	1.334
Flinders	1.426
Compass	1.745
Leabrook WI 4896	1.912
Banks	1.961
Grand Total	1.399

Plot	Variety!	Plot Length	Plot Width	Area (ha)	Weight (kgs)	Yield (t/ha)	Plot 2	% of Site Mean
2	RGT Planet - (Spraytrack)	170	12	0.204	301	1.475	4	105%
5	RGT Planet - (Spraytrack)	170	12	0.204	284	1.392	25	100%
8	RGT Planet - (Spraytrack)	170	12	0.204	276	1.353	64	97%
11	RGT Planet - (Spraytrack)	170	12	0.204	269	1.319	121	94%
14	RGT Planet - (Spraytrack)	170	12	0.204	231	1.132	196	81%

Frost damage and dry conditions



**2019 SEPWA BARLEY Variety Trial
Variety comparison to Site Mean (t/ha)
A Stewart - Wittenoom Hills**



PLATINUM SPONSORS

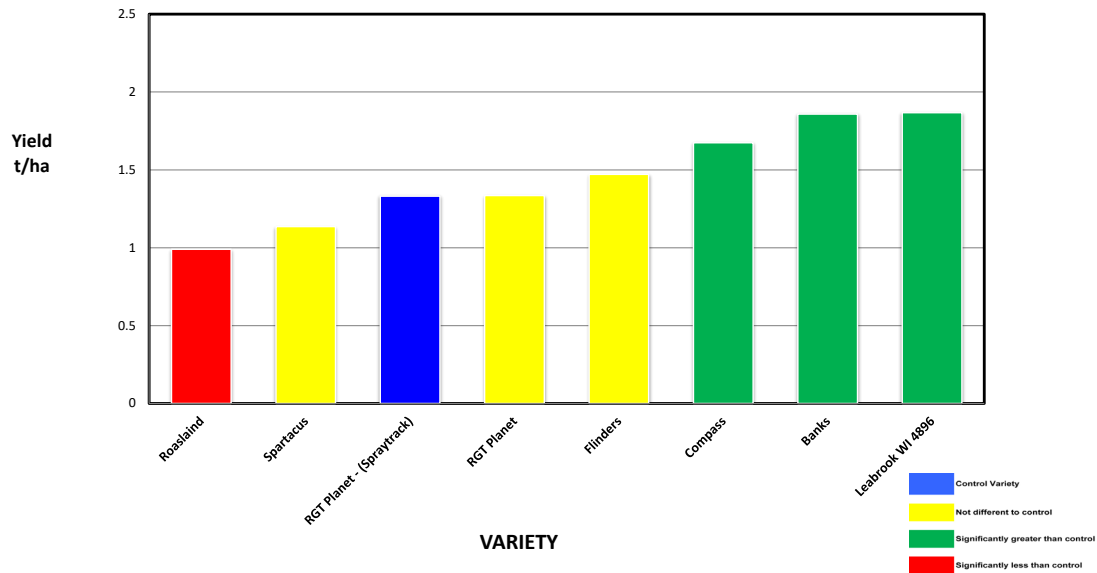


DIAMOND SPONSORS



**Seed Company Sponsors: AGT, Intergrain,
Nuseed, SeedNet, Pioneer, Bayer**

**2019 SEPWA BARLEY Variety Trial
 A Stewart, Wittenoom Hills**



Variety	Maturity	Yield (t/ha)	% of RGT Planet (SL)	Protein %	Colour	Hect kg/ha	Screenings %	Grade
Roaslaind	Mid-season	0.990	74%	15.5	55	47	32.5	BFED1
Spartacus	Early Season	1.136	85%	17.3	58	55	16.7	BFED1
RGT Planet - (Spraytrack)	Mid-season	1.331	100%	16.6	57	60	19.6	BFED1
RGT Planet	Mid-season	1.335	100%	16.8	49	61	18.7	BFED1
Flinders	Mid-late maturing	1.471	111%	16.8	58	59	37.6	BFED1
Compass	Mid-season	1.674	126%	15.9	59	61	6.9	BFED1
Banks	Mid-late maturing	1.858	140%	13.8	58	63	36.9	BFED1
Leabrook WI 4896 ***	Mid-season	1.867	140%	13.5	58	57	9.0	BFED1

Frost damage and dry conditions

*** denotes under Malt evaluation

Site Mean (t/ha) 1.399
 Probability 0.007
 Least significant difference 5% 0.2799
 CV % 6.7

Site Details

Soil Description: Clay Loam
 Date Sown: Friday, 10 May 2019
 Date Harvested: Tuesday, 29 October 2019
 Seeding Rate: 80 kg/ha

Plot Dimensions

Length (m) 170
 Width (m) 12
 Plot Area (ha) 0.20
 Conversion Factor 4.90

Rainfall Data

Growing Season (mm) 176
 Site Yield (t/ha) 1.399
 kg/mm - Rainfall 7.95

RAINFALL 2019 (mm)	January	7.6		
	February	0.8		
	March	11.2		
	April	176	176	
	May			
	June			
	July			
	August			
	September			
	October			
	Total			195.6
Cumulative Growing Season Rainfall				

Station: Ash Stewart, Wittenoom Hills

PLATINUM SPONSORS

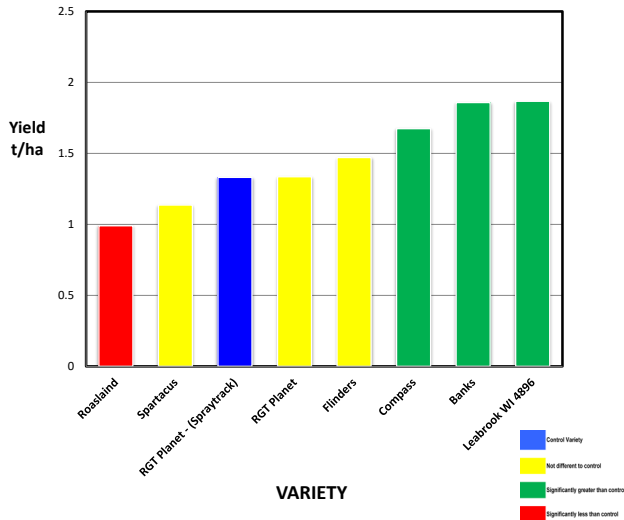


DIAMOND SPONSORS

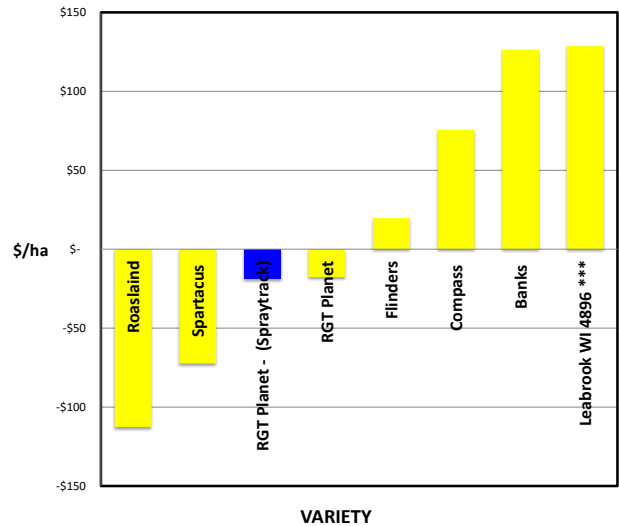


Seed Company Sponsors: AGT, Intergrain, Nuseed, SeedNet, Pioneer, Bayer

**2019 SEPWA BARLEY Variety Trial
 A Stewart, Wittenoom Hills**



**2019 SEPWA BARLEY Variety Trial
 Farmanco Income Ranking – Variety vs Site Average
 A Stewart, Wittenoom Hills**



Variety	Maturity	Yield (t/ha)	% of RGT Planet (SL)	Protein %	Colour	Hect kg/ha	Screenings %	Grade	Farmanco Economic Ranking
Roaslaind	Mid-season	0.990	74%	15.5	55	47	32.5	BFED1	\$ 272
Spartacus	Early Season	1.136	85%	17.3	58	55	16.7	BFED1	\$ 312
RGT Planet - (Spraytrack)	Mid-season	1.331	100%	16.6	57	60	19.6	BFED1	\$ 366
RGT Planet	Mid-season	1.335	100%	16.8	49	61	18.7	BFED1	\$ 367
Flinders	Mid-late maturing	1.471	111%	16.8	58	59	37.6	BFED1	\$ 405
Compass	Mid-season	1.674	126%	15.9	59	61	6.9	BFED1	\$ 460
Banks	Mid-late maturing	1.858	140%	13.8	58	63	36.9	BFED1	\$ 511
Leabrook WI 4896 ***	Mid-season	1.867	140%	13.5	58	57	9.0	BFED1	\$ 513

*** denotes under Malt evaluation

Frost damage and dry conditions

Site Mean (t/ha)	1.399
Probability	0.007
Least significant difference 5%	0.280
CV %	6.7

Site Details

Soil Description:	Clay Loam
Date Sown:	Friday, 10 May 2019
Date Harvested	Tuesday, 29 October 2019
Seeding Rate:	80 kg/ha

Plot Dimensions

Length (m)	170
Width (m)	12
Plot Area (ha)	0.20
Conversion Factor	4.90

Rainfall Data

Growing Season (mm)	176
Site Yield (t/ha)	1.399
kg/mm - Rainfall	7.95

RAINFALL 2019 (mm)	January	7.6	
	February	0.8	
	March	11.2	
	April	176	176
	May		
	June		
	July		
	August		
	September		
	October		
	Total	195.6	

Cumulative Growing Season Rainfall

Station: Ash Stewart, Wittenoom Hills



PLATINUM SPONSORS



DIAMOND SPONSORS



Seed Company Sponsors: AGT, Intergrain, Nuseed, SeedNet, Pioneer, Bayer