

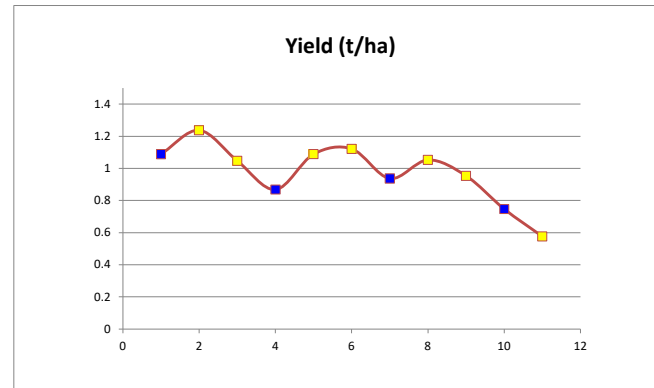
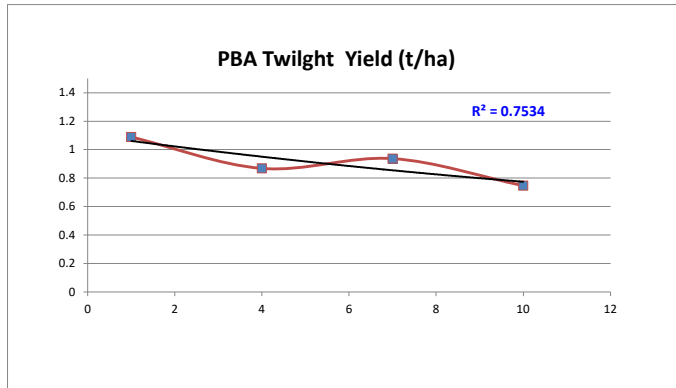


**HARVEST DATA - SEPWA/PASE Field Pea Variety Trial - Nick Biven, Beaumont
Harvested 26th November 2019**

| Plot | Variety! | Plot Length | Plot Width | Area (ha) | Weight (kgs) | Yield (t/ha) | Plot 2 | % of Site Mean |
|------|--------------|-------------|------------|-----------|--------------|--------------|--------|----------------|
| 1 | PBA Twilight | 295 | 12.3 | 0.36285 | 395 | 1.0886041 | 1 | 112% |
| 2 | PBA Wharton | 295 | 12.3 | 0.36285 | 449 | 1.2374259 | 4 | 127% |
| 3 | Pea 1701 | 295 | 12.3 | 0.36285 | 380 | 1.0472647 | 9 | 108% |
| 4 | PBA Twilight | 295 | 12.3 | 0.36285 | 315 | 0.8681273 | 16 | 89% |
| 5 | PBA Butler | 295 | 12.3 | 0.36285 | 395 | 1.0886041 | 25 | 112% |
| 6 | Pea 1702 | 295 | 12.3 | 0.36285 | 407 | 1.1216756 | 36 | 115% |
| 7 | PBA Twilight | 295 | 12.3 | 0.36285 | 340 | 0.9370263 | 49 | 96% |
| 8 | PBA Gunyah | 295 | 12.3 | 0.36285 | 382 | 1.0527766 | 64 | 108% |
| 9 | Pea 1705 | 295 | 12.3 | 0.36285 | 346 | 0.9535621 | 81 | 98% |
| 10 | PBA Twilight | 295 | 12.3 | 0.36285 | 271 | 0.7468651 | 100 | 77% |
| 11 | Parafield | 295 | 12.3 | 0.36285 | 209 | 0.5759956 | 121 | 59% |

| Variety! | Total |
|--------------|-------|
| Parafield | 0.58 |
| PBA Twilight | 0.91 |
| Pea 1705 | 0.95 |
| Pea 1701 | 1.05 |
| PBA Gunyah | 1.05 |
| PBA Butler | 1.09 |
| Pea 1702 | 1.12 |
| PBA Wharton | 1.24 |
| Grand Total | 0.97 |

| Plot | Variety! | Plot Length | Plot Width | Area (ha) | Weight (kgs) | Yield (t/ha) | Plot 2 | % of Site Mean |
|------|--------------|-------------|------------|-----------|--------------|--------------|--------|----------------|
| 1 | PBA Twilight | 295 | 12.3 | 0.36285 | 395 | 1.0886041 | 1 | 112% |
| 4 | PBA Twilight | 295 | 12.3 | 0.36285 | 315 | 0.8681273 | 16 | 89% |
| 7 | PBA Twilight | 295 | 12.3 | 0.36285 | 340 | 0.9370263 | 49 | 96% |
| 10 | PBA Twilight | 295 | 12.3 | 0.36285 | 271 | 0.7468651 | 100 | 77% |



PLATINUM SPONSORS



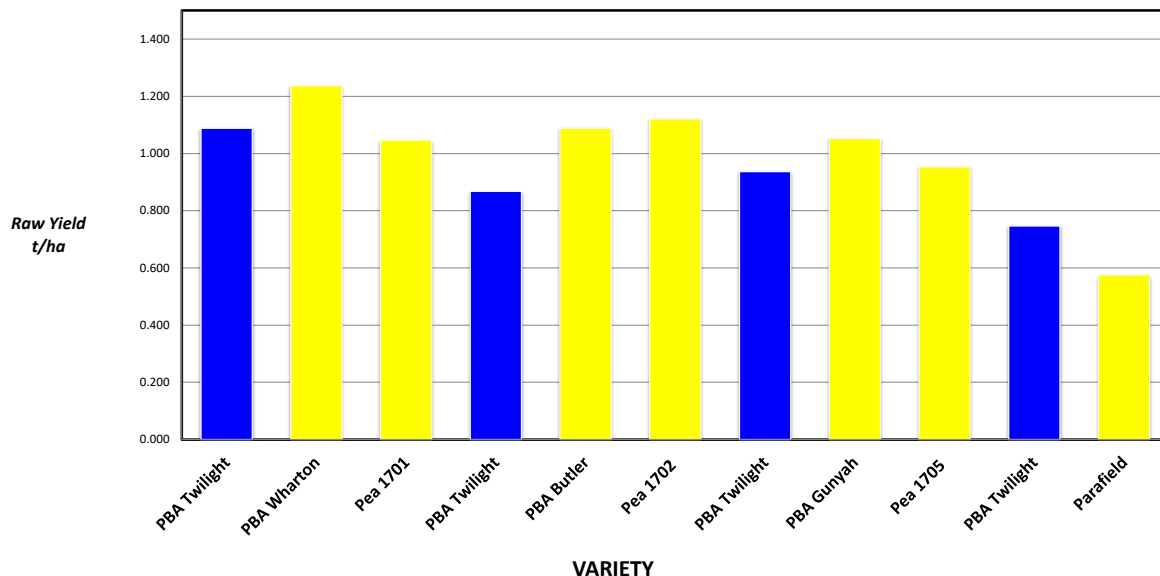
DIAMOND SPONSORS



Seed Company Sponsors: AGT, Intergrain, Nuseed, SeedNet, Pioneer, Bayer



2019 SEPWA/PASE Field Pea Variety Trial Nick Biven, Beaumont



| Plot | Variety! | Yield (t/ha) | % of Site Mean |
|------|--------------|--------------|----------------|
| 1 | PBA Twilight | 1.089 | 112% |
| 2 | PBA Wharton | 1.237 | 127% |
| 3 | Pea 1701 | 1.047 | 108% |
| 4 | PBA Twilight | 0.868 | 89% |
| 5 | PBA Butler | 1.089 | 112% |
| 6 | Pea 1702 | 1.122 | 115% |
| 7 | PBA Twilight | 0.937 | 96% |
| 8 | PBA Gunyah | 1.053 | 108% |
| 9 | Pea 1705 | 0.954 | 98% |
| 10 | PBA Twilight | 0.747 | 77% |
| 11 | Parafield | 0.576 | 59% |

Statistical Analysis

Site Mean (t/ha) 0.974
 Probability 0.295
 Least significant difference 5% 0.4617
 CV % 9.0

Site Details

Soil Description: Duplex - Red Alluvial
 Date Sown: Saturday, 1 June 2019
 Date Harvested: Tuesday, 26 November 2019
 Seeding Rate: 100 kg/ha

Plot Dimensions

| | | | |
|------------|-----------|-----------|-------------------|
| Length (m) | Width (m) | Area (m2) | Conversion Factor |
| 295 | 12.3 | 0.36 | 2.76 |



PLATINUM SPONSORS



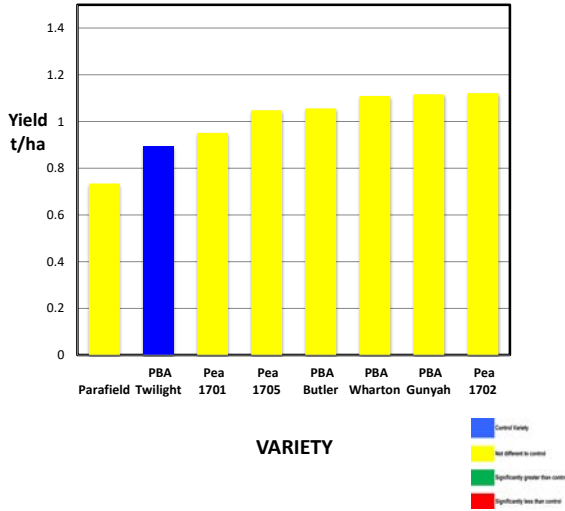
DIAMOND SPONSORS



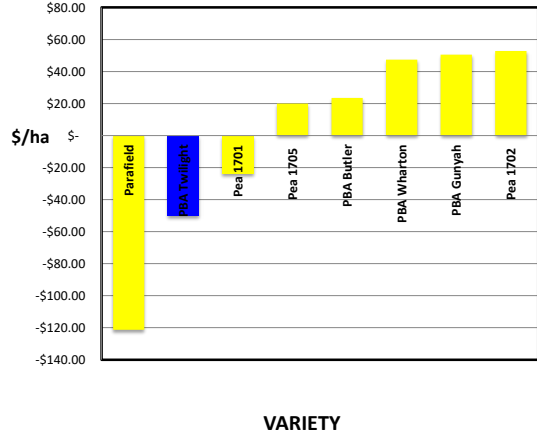
Seed Company Sponsors: AGT, Intergrain, Nuseed, SeedNet, Pioneer, Bayer



2019 SEPWA/PASE Field Pea Variety Trial Nick Biven, Beaumont



2018 PASE/SEPWA Field Pea Variety Trial Farmanco Income Ranking – Variety vs Site Average Nick Niven, Beaumont



| Variety | Yield (t/ha) | % of Twilight | Moisture % | Protein % | Defective Pulse (g) | Defective Pulse (%) | Farmanco Economic Ranking |
|--------------|--------------|---------------|------------|-----------|---------------------|---------------------|---------------------------|
| Parafield | 0.735 | 82% | 8.50 | 22.3 | 9.87 | 4.9% | \$ 330.75 |
| PBA Twilight | 0.894 | 100% | 8.83 | 21.3 | 10.16 | 5.1% | \$ 402.30 |
| Pea 1701 | 0.952 | 106% | 8.90 | 21.1 | 16.39 | 8.2% | \$ 428.40 |
| Pea 1705 | 1.049 | 117% | 9.00 | 21.4 | 10.02 | 5.0% | \$ 472.05 |
| PBA Butler | 1.057 | 118% | 8.50 | 21.7 | 13.28 | 6.6% | \$ 475.65 |
| PBA Wharton | 1.110 | 124% | 8.70 | 21.5 | 12.46 | 6.2% | \$ 499.50 |
| PBA Gunyah | 1.117 | 125% | 8.50 | 21.6 | 8.27 | 4.1% | \$ 502.65 |
| Pea 1702 | 1.122 | 126% | 8.70 | 21.3 | 9.85 | 4.9% | \$ 504.90 |

| 4-3 POOR COLOURED AND DEFECTIVE FIELD PEAS | | | | | |
|---|------|------|------|------|-------|
| Poor Colour Pulses (maximum %) | 1.0% | 1.0% | 1.0% | 1.0% | 15.0% |
| Poor Colour Pulses (maximum g) | 2g | 2g | 2g | 2g | 30g |
| Seed coats with visible markings, dark brown to black in colour. Includes green kernels inside the seed coat | | | | | |
| Defective Pulses (maximum %) | 3.0% | 3.0% | 7.0% | 7.0% | 15.0% |
| Defective Pulses (maximum g) | 6g | 6g | 14g | 14g | 30g |
| All Poor Colour Peas, seeds that are broken, damaged, split, sappy, green, immature, shrivelled, distorted, insect damaged and sprouted | | | | | |

Probability 0.295
 Least significant difference 5% 0.4617
 CV % 9.0

Site Details

Soil Description: Duplex - Red Alluvial
 Date Sown: 43617
 Date Harvested: 43795
 Seeding Rate: 100 kg/ha

Plot Dimensions

Length (m) 295
 Width (m) 12.3
 Plot Area (ha) 0.36
 Conversion Factor 2.76

Rainfall Data

Growing Season (mm) 224.8
 Site Yield (t/ha) 0.974
 kg/mm - Rainfall 4.3

| RAINFALL 2018 (mm) | January | 2.8 | |
|--------------------|-----------|------|-------|
| | February | 0 | |
| | March | 7.8 | |
| | April | 12.2 | 12.2 |
| | May | 32.4 | 44.6 |
| | June | 62.2 | 106.8 |
| | July | 15.4 | 122.2 |
| | August | 68 | 190.2 |
| | September | 6.8 | 197 |
| | October | 27.8 | 224.8 |
| | November | 4.6 | |
| | Total | 240 | |

Station: Beaumont West



PLATINUM SPONSORS



DIAMOND SPONSORS



Seed Company Sponsors: AGT, Intergrain, Nuseed, SeedNet, Pioneer, Bayer