

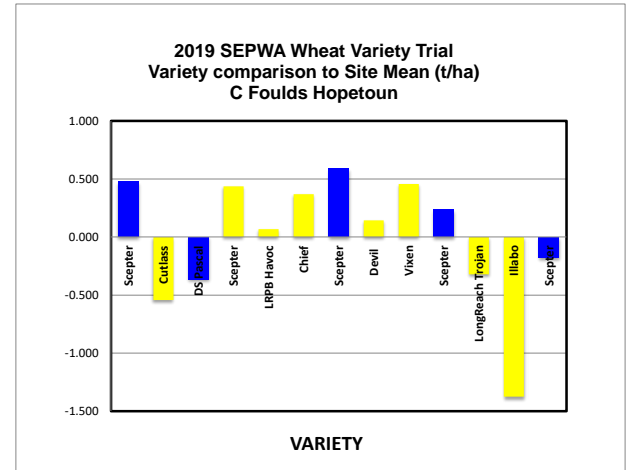
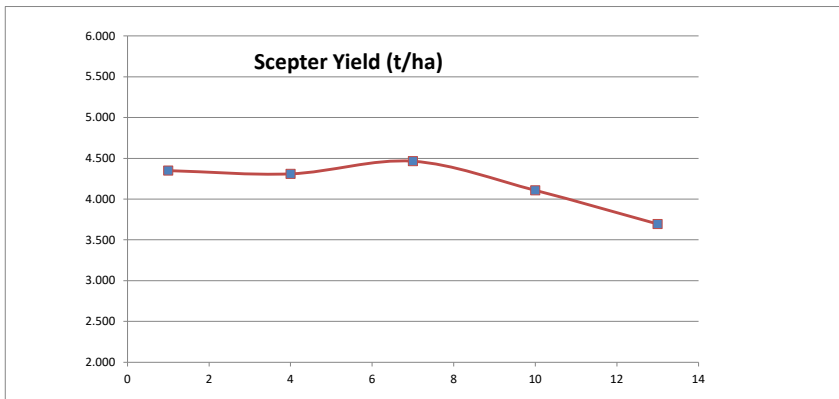
HARVEST DATA - SEPWA Wheat Variety Trial - Courtney Foulds Hopetoun Harvested 28th November 2019

Plot	Variety!	Plot Length	Plot Width	Area (ha)	Weight (kgs)	Yield (t/ha)	Plot 2	% of Site Mean
1	Scepter	210	12	0.25	1096	4.349	1	112%
2	Cutlass	210	12	0.25	839	3.329	4	86%
3	DS Pascal	210	12	0.25	884	3.508	9	91%
4	Scepter	210	12	0.25	1086	4.310	16	111%
5	LRPB Havoc	210	12	0.25	993	3.940	25	102%
6	Chief	210	12	0.25	1069	4.242	36	110%
7	Scepter	210	12	0.25	1125	4.464	49	115%
8	Devil	210	12	0.25	1012	4.016	64	104%
9	Vixen	210	12	0.25	1091	4.329	81	112%
10	Scepter	210	12	0.25	1035	4.107	100	106%
11	LongReach Trojan	210	12	0.25	895	3.552	121	92%
12	Illabo	210	12	0.25	629	2.496	144	64%
13	Scepter	210	12	0.25	931	3.694	169	95%

Some variable soil type

Plot	Variety!	Plot Length	Plot Width	Area (ha)	Weight (kgs)	Yield (t/ha)	Plot 2	% of Site Mean
1	Scepter	210	12	0.25	1096	4.349	1	112%
4	Scepter	210	12	0.25	1086	4.310	16	111%
7	Scepter	210	12	0.25	1125	4.464	49	115%
10	Scepter	210	12	0.25	1035	4.107	100	106%
13	Scepter	210	12	0.25	931	3.694	169	95%

Average of Yield (t/ha)	
Variety!	Total
Illabo	2.496
Cutlass	3.329
DS Pascal	3.508
LongReach Trojan	3.552
LRPB Havoc	3.940
Devil IGW 6177	4.016
Scepter	4.185
Chief	4.242
Vixen	4.329
Grand Total	3.872



PLATINUM SPONSORS

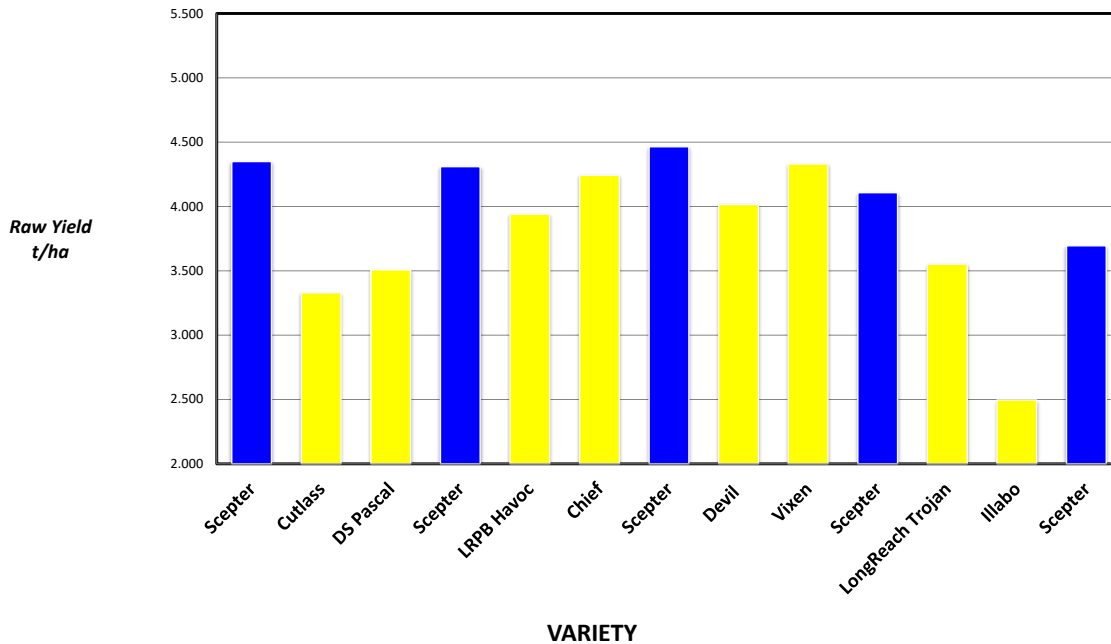


DIAMOND SPONSORS



**Seed Company Sponsors: AGT, Intergrain,
Nuseed, SeedNet, Pioneer, Bayer**

2019 SEPWA Wheat Variety Trial Courtney Foulds, Hopetoun



Plot	Variety!	Yield (t/ha)	% of Site Mean
1	Scepter	4.349	112%
2	Cutlass	3.329	86%
3	DS Pascal	3.508	91%
4	Scepter	4.310	111%
5	LRPB Havoc	3.940	102%
6	Chief	4.242	110%
7	Scepter	4.464	115%
8	Devil	4.016	104%
9	Vixen	4.329	112%
10	Scepter	4.107	106%
11	LongReach Trojan	3.552	92%
12	Illabo	2.496	64%
13	Scepter	3.694	95%

Statistical Analysis

Site Mean (t/ha)	3.872
Probability	0.082
Least significant difference 5%	0.9215
CV %	7.8

Some variable soil type

Site Details

Soil Description:	Loamy Sand- Loam
Date Sown:	Friday, 31 May 2019
Date Harvested	Thursday, 28 November 2019
Seeding Rate:	80 kg/ha

Plot Dimensions

Length (m)	Width (m)	Area (m2)	Conversion Factor
210	12	0.25	3.97



PLATINUM SPONSORS

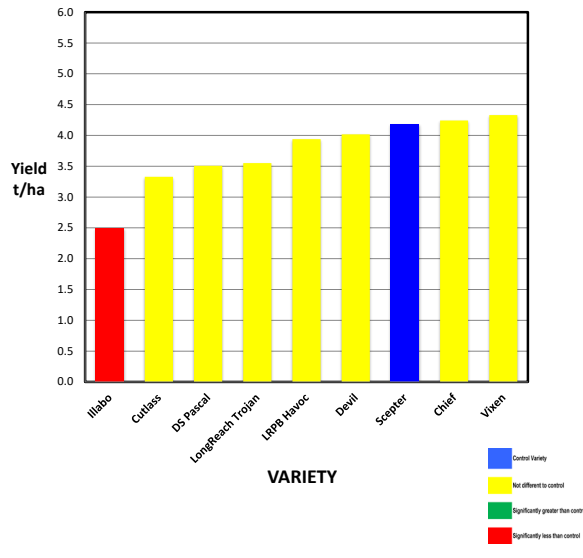


DIAMOND SPONSORS

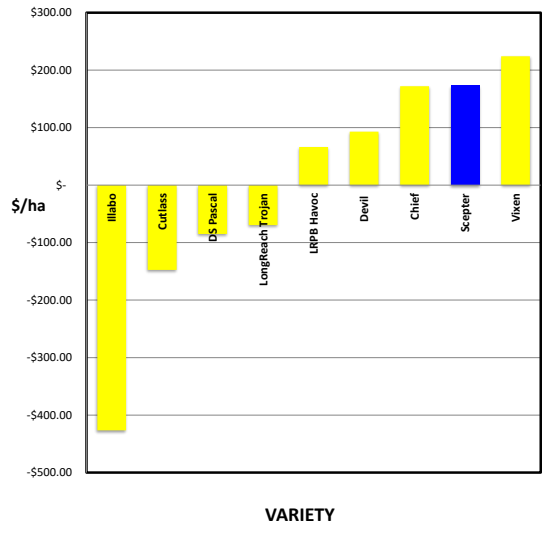


Seed Company Sponsors: AGT, Intergrain, Nuseed, SeedNet, Pioneer, Bayer

**2019 SEPWA Wheat Variety Trial
 Courtney Foulds, Hopetoun**



**2019 SEPWA Wheat Variety Trial
 Courtney Foulds, Hopetoun**



Variety	Maturity	Yield (t/ha)	% of Mace	Protein %	Gluten %	Starch %	Hect kg/ha	Screenings %	Falling Numbers	Grade	Farmanco Economic Ranking
Illabo	Winter Type	2.496	60%	12.4	29.5	85.8	77.7	4.8	375	H2	\$ 886.08
Cutlass	Mid- late	3.329	80%	10.9	23.5	87.1	80.3	2.6	370	APW1	\$ 1,165.15
DS Pascal	Late	3.508	84%	11.2	25.2	86.1	80.2	3.8	376	APW1	\$ 1,227.80
LongReach Trojan	Mid	3.552	85%	11.6	27.0	86.2	83.1	2.4	373	APW1	\$ 1,243.20
LRPB Havoc	Early - Mid	3.94	94%	10.8	24.1	80.5	83.2	0.8	351	APW1	\$ 1,379.00
Devil	Early - Mid	4.016	96%	10.5	22.6	83.0	82.2	1.2	378	APW1	\$ 1,405.60
Scepter	Early - Mid	4.185	100%	11.5	26.5	84.0	82.9	1.1	404	H2	\$ 1,485.68
Chief	Mid	4.242	101%	11.0	25.0	83.2	83.3	0.8	395	APW1	\$ 1,484.70
Vixen	Early - Mid	4.329	103%	11.9	28.1	83.8	82.1	1.1	415	H2	\$ 1,536.80

Site Mean (t/ha) 3.872
 Probability 0.082
 Least significant difference 5% 0.922
 CV % 7.80

Site Details

Soil Description: Loamy Sand- Loam
 Date Sown: Friday, 31 May 2019
 Date Harvested: Thursday, 28 November 2019
 Seeding Rate: 80 kg/ha

Plot Dimensions

Length (m) 210
 Width (m) 12
 Plot Area (ha) 0.25
 Conversion Factor 3.97

Rainfall Data

Growing Season (mm) 234
 Site Yield (t/ha) 3.872
 kg/mm - Rainfall 16.5

RAINFALL 2019 (mm)	
January	
February	
March	
April	234
May	
June	
July	
August	
September	
October	
November	
Total	234

Cumulative Growing Season Rainfall

Station: Courtney Foulds, Hopetoun



PLATINUM SPONSORS



DIAMOND SPONSORS



Seed Company Sponsors: AGT, Intergrain, Nuseed, SeedNet, Pioneer, Bayer