

HARVEST DATA - SEPWA Wheat Variety Trial - Danny Atkins, Varley Harvested 20th November 2019

Plot	Variety!	Plot Length	Plot Width	Area (ha)	Weight (kgs)	Yield (t/ha)	Plot 2	% of Site Mean
1	Scepter	217	18	0.39	461	1.180	1	101%
2	Cutlass	217	18	0.39	794	2.033	4	174%
3	Devil IGW 6177	217	18	0.39	397	1.016	9	87%
4	Scepter	217	18	0.39	456	1.167	16	100%
5	Chief	217	18	0.39	467	1.196	25	102%
6	Magenta	217	18	0.39	536	1.372	36	118%
7	Scepter	217	18	0.39	420	1.075	49	92%
8	DS Pascal	217	18	0.39	507	1.298	64	111%
9	LRPB Havoc	217	18	0.39	162	0.415	81	36%
10	Scepter	217	18	0.39	438	1.121	100	96%
11	LongReach Trojan	217	18	0.39	631	1.615	121	138%
12	Vixen	217	18	0.39	213	0.545	144	47%
13	Scepter	217	18	0.39	446	1.142	169	98%

Frosted

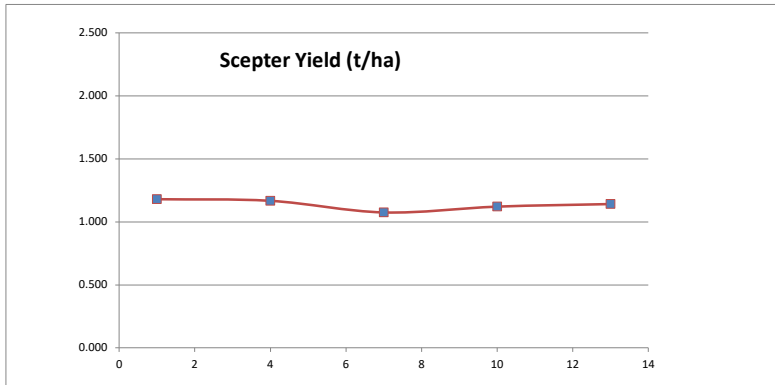
Frosted

Site was frost affected

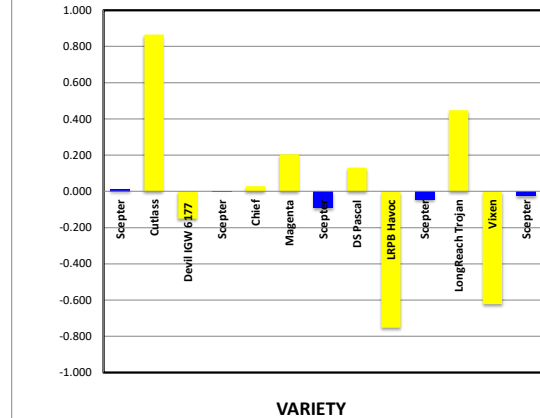
Late maturity varieties not as affected

Average of Yield (t/ha)	Total
LRPB Havoc	0.415
Vixen	0.545
Devil IGW 6177	1.016
Scepter	1.137
Chief	1.196
DS Pascal	1.298
Magenta	1.372
LongReach Trojan	1.615
Cutlass	2.033
Grand Total	1.167

Plot	Variety!	Plot Length	Plot Width	Area (ha)	Weight (kgs)	Yield (t/ha)	Plot 2	% of Site Mean
1	Scepter	217	18	0.39	461	1.180	1	101%
4	Scepter	217	18	0.39	456	1.167	16	100%
7	Scepter	217	18	0.39	420	1.075	49	92%
10	Scepter	217	18	0.39	438	1.121	100	96%
13	Scepter	217	18	0.39	446	1.142	169	98%



2019 SEPWA Wheat Variety Trial
Variety comparison to Site Mean (t/ha)
D Atkins, Varley



PLATINUM SPONSORS

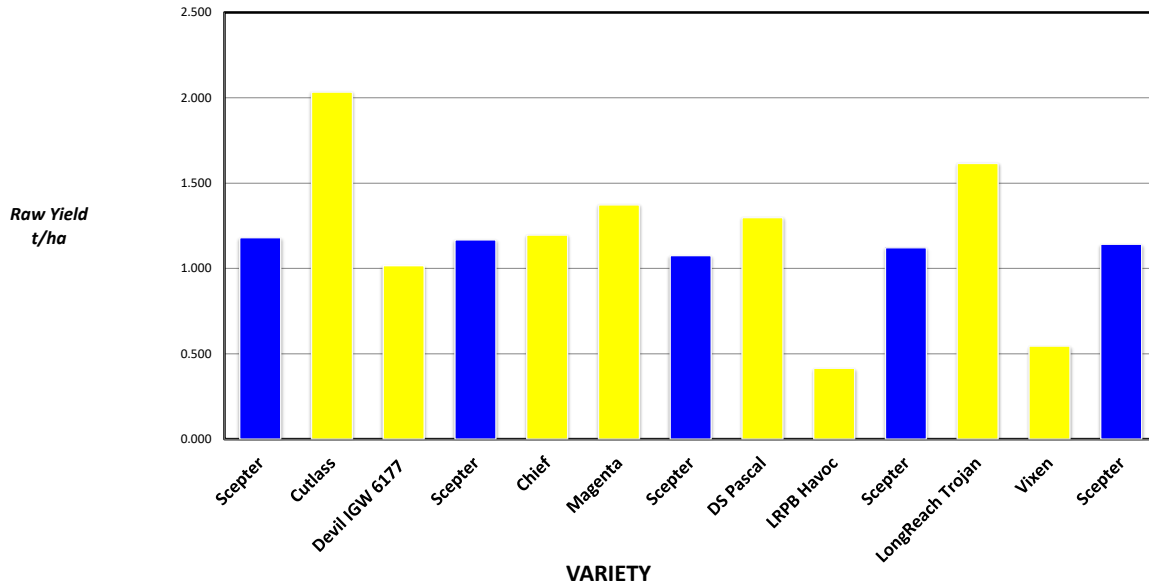


DIAMOND SPONSORS



**Seed Company Sponsors: AGT, Intergrain,
Nuseed, SeedNet, Pioneer, Bayer**

2019 SEPWA Wheat Variety Trial Danny Atkins, Varley



Plot	Variety!	Yield (t/ha)	% of Site Mean
1	Scepter	1.180	101%
2	Cutlass	2.033	174%
3	Devil IGW 6177	1.016	87%
4	Scepter	1.167	100%
5	Chief	1.196	102%
6	Magenta	1.372	118%
7	Scepter	1.075	92%
8	DS Pascal	1.298	111%
9	LRPB Havoc	0.415	36%
10	Scepter	1.121	96%
11	LongReach Trojan	1.615	138%
12	Vixen	0.545	47%
13	Scepter	1.142	98%

Frosted

Frosted

Site was frost affected

Early Maturity varieties affected more than the later maturity varieties

Statistical Analysis

Site Mean (t/ha) 1.167
 Probability <.001
 Least significant difference 5% 0.1261
 CV % 3.6

Site Details

Soil Description: Sandy Loam
 Date Sown: Wednesday, 8 May 2019
 Date Harvested: Wednesday, 20 November 2019
 Seeding Rate: 70 kg/ha

Plot Dimensions

Length (m)	Width (m)	Area (m2)	Conversion Factor
217	18	0.39	2.56



PLATINUM SPONSORS

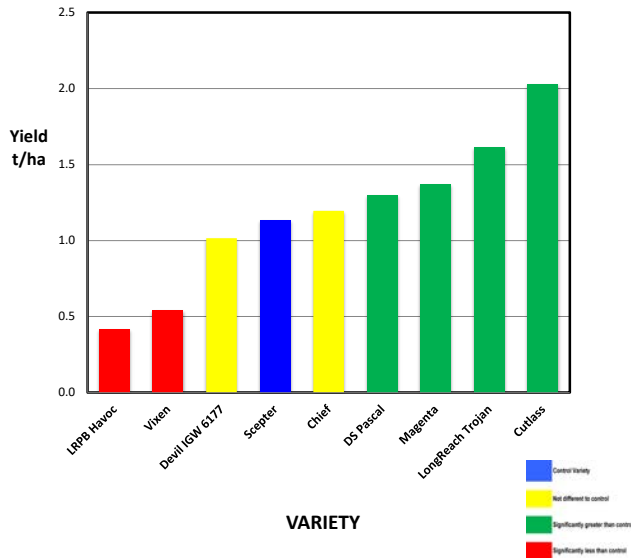


DIAMOND SPONSORS

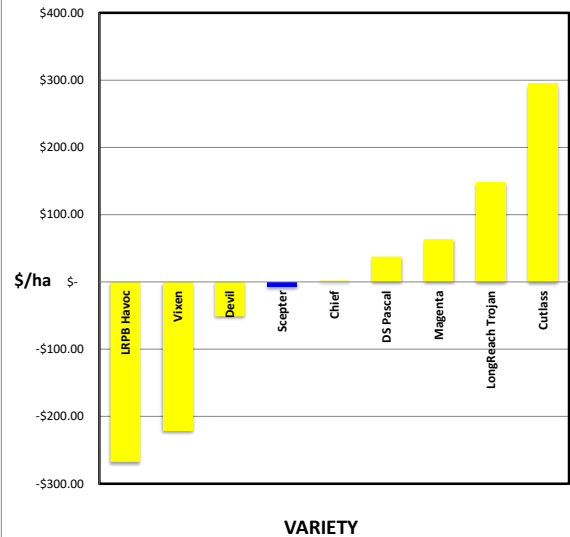


Seed Company Sponsors: AGT, Intergrain, Nuseed, SeedNet, Pioneer, Bayer

**2019 SEPWA Wheat Variety Trial
 Danny Atkins, Varley**



**2019 SEPWA Wheat Variety Trial
 Farmanco Income Ranking – Variety vs Site Average
 Danny Atkins, Varley**



Variety	Maturity	Yield (t/ha)	% of Mace	Protein %	Gluten %	Starch %	Hect kg/hl	Screenings %	Falling Numbers	Grade	Farmanco Economic Ranking
LRPB Havoc	Early - Mid	0.415	30%	15.7	40.7	69.5	82.3	0.4	482	H1	\$ 149.40
Vixen	Early - Mid	0.545	40%	15.4	41.1	69.9	82.7	0.8	521	H1	\$ 196.20
Devil	Early - Mid	1.016	74%	14.5	39.5	71.5	83.3	2.3	410	H1	\$ 365.76
Scepter	Early - Mid	1.137	83%	14.2	37.2	74.1	84.6	0.8	473	H1	\$ 409.32
Chief	Mid	1.196	87%	14.7	36.9	74.8	82.7	0.6	469	APW1	\$ 418.60
DS Pascal	Late	1.298	95%	14.6	38.3	64.8	83.1	1.6	449	APW1	\$ 454.30
Magenta	Mid- late	1.372	100%	14.9	38.5	80.3	83.5	1.0	539	APW1	\$ 480.20
LongReach Trojan	Mid	1.615	118%	13.8	36.3	79.5	86.4	0.8	437	APW1	\$ 565.25
Cutlass	Mid- late	2.033	148%	13.4	34.7	80.9	84.3	0.8	466	APW1	\$ 711.55

Site was frost affected

Early maturity varieties affected more than the later maturity varieties

Site Mean (t/ha)	1.167
Probability	<.001
Least significant difference 5%	0.126
CV %	3.6

Site Details

Soil Description:	Sandy Loam
Date Sown:	Wednesday, 8 May 2019
Date Harvested	Wednesday, 20 November 2019
Seeding Rate:	70 kg/ha

Plot Dimensions

Length (m)	217
Width (m)	18
Plot Area (ha)	0.39
Conversion Factor	2.56

Rainfall Data

Growing Season (mm)	163.5
Site Yield (t/ha)	1.167
kg/mm - Rainfall	7.1

RAINFALL 2019 (mm)	January	0	163.5	Cumulative Growing Season Rainfall
	February	0		
	March	13		
	April	17.4		
	May	11.1		
	June	39.8		
	July	28.2		
	August	39.8		
	September	7.2		
	October	20		
	Total	176.5		

Station: Holt Rock



PLATINUM SPONSORS



DIAMOND SPONSORS



Seed Company Sponsors: AGT, Intergrain, Nuseed, SeedNet, Pioneer, Bayer