



## HARVEST DATA - SEPWA Wheat Variety Trial - G Curnow Coomalbidgup Harvested 19th November 2019

Plot	Variety!	Plot Length	Plot Width	Area (ha)	Weight (kgs)	Yield (t/ha)	Plot 2	% of Site Mean
1	Scepter	238	12	0.29	581	2.034	1	99%
2	Catapult RAC2484	238	12	0.29	712	2.493	4	122%
3	Vixen	238	12	0.29	500	1.751	9	86%
4	Scepter	238	12	0.29	681	2.384	16	117%
5	Chief	238	12	0.29	610	2.136	25	104%
6	Devil	238	12	0.29	614	2.150	36	105%
7	Scepter	238	12	0.29	606	2.122	49	104%
8	LRPB Havoc	238	12	0.29	361	1.264	64	62%
9	LongReach Trojan	238	12	0.29	529	1.852	81	91%
10	Scepter	238	12	0.29	650	2.276	100	111%

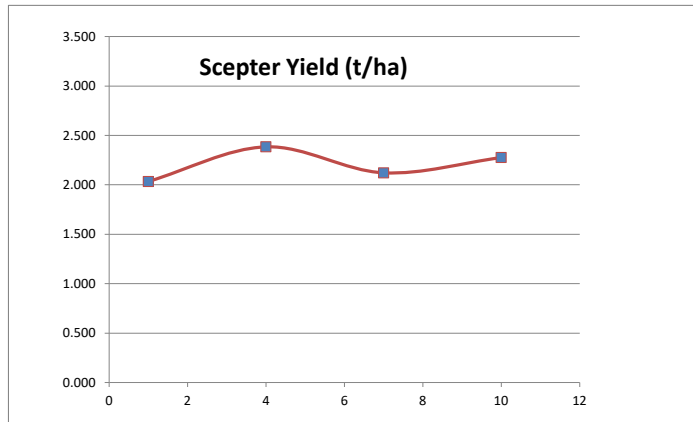
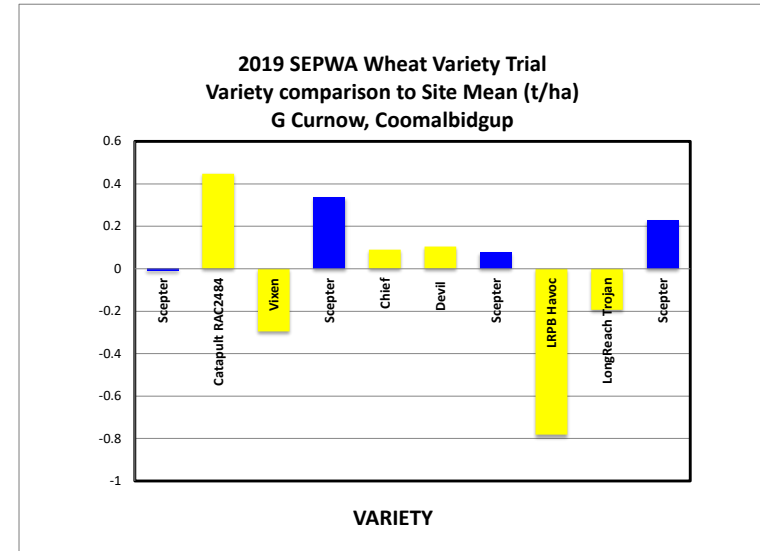
*Vixen - slightly frosted*  
*LRPB Havoc - frosted*

Plot	Variety!	Plot Length	Plot Width	Area (ha)	Weight (kgs)	Yield (t/ha)	Plot 2	% of Site Mean
1	Scepter	238	12	0.29	581	2.034	1	99%
4	Scepter	238	12	0.29	681	2.384	16	117%
7	Scepter	238	12	0.29	606	2.122	49	104%
10	Scepter	238	12	0.29	650	2.276	100	111%

Average of Yield (t/ha)	
Variety!	Total
LRPB Havoc	1.264
Vixen	1.751
LongReach Trojan	1.852
Chief	2.136
Devil	2.150
Scepter	2.204
Catapult RAC2484	2.493
Grand Total	2.046

*Slightly Frosted*

*Frosted*



**PLATINUM SPONSORS**

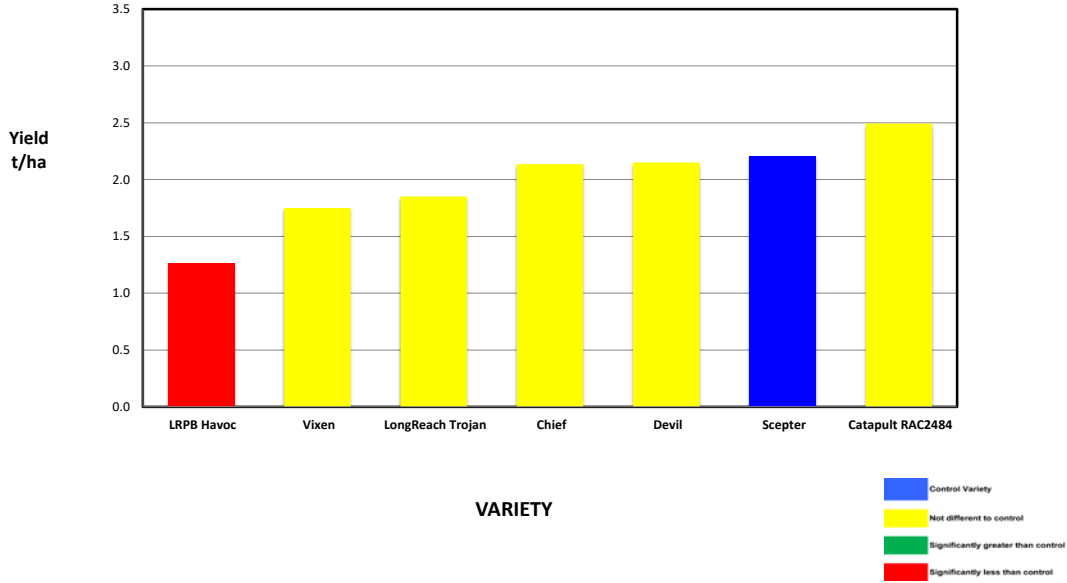


**DIAMOND SPONSORS**



**Seed Company Sponsors: AGT, Intergrain, Nuseed, SeedNet, Pioneer, Bayer**

## 2019 SEPWA Wheat Variety Trial G Curnow, Coomalbidgup



Variety	Maturity	Yield (t/ha)	% of Scepter	Protein %	Gluten %	Starch %	Hect kg/ha	Screenings %	Falling Numbers	Grade
LRPB Havoc	Early - Mid	1.264	57%	13.1	33.7	7.6	82.7	0.6	305	H1
Vixen	Early - Mid	1.751	79%	13.2	33.9	74.9	81.3	0.8	361	AH1
LongReach Trojan	Mid	1.852	84%	12.6	31.2	84.5	81.1	1.2	374	APW
Chief	Mid	2.136	97%	11.9	28.9	80.7	81.0	1.2	376	APW
Devil	Early - Mid	2.150	98%	11.2	26.6	82.1	80.7	1.8	337	APW
Scepter	Early - Mid	2.204	100%	11.7	28.3	79.5	81.7	1.4	340	H2
Catapult RAC2484	Mid-late	2.493	113%	11.2	27.1	84.6	83.1	0.8	329	APW

*Vixen - slightly frosted*  
*LRPB Havoc - frosted*

Site Mean (t/ha) 2.046  
 Probability 0.067  
 Least significant difference 5% 0.5561  
 CV % 7.6

### Site Details

Soil Description: Gravelly Sand  
 Date Sown: Monday, 20 May 2019  
 Date Harvested: Tuesday, 19 November 2019  
 Seeding Rate: 90 kg/ha

### Plot Dimensions

Length (m) 238  
 Width (m) 12  
 Plot Area (ha) 0.29  
 Conversion Factor 3.50

### Rainfall Data

Growing Season (mm) 291.8  
 Site Yield (t/ha) 2.046  
 kg/mm - Rainfall 7.0

RAINFALL 2019 (mm)	January	3.2	Cumulative Growing Season Rainfall
	February	2.6	
	March	14.2	
	April	29.8	
	May	52.4	
	June	49.9	
	July	22.8	
	August	84.7	
	September	32.6	
	October	19.6	
	November	19.4	
	Total	331.2	

Station: Pleasant Valley



### PLATINUM SPONSORS

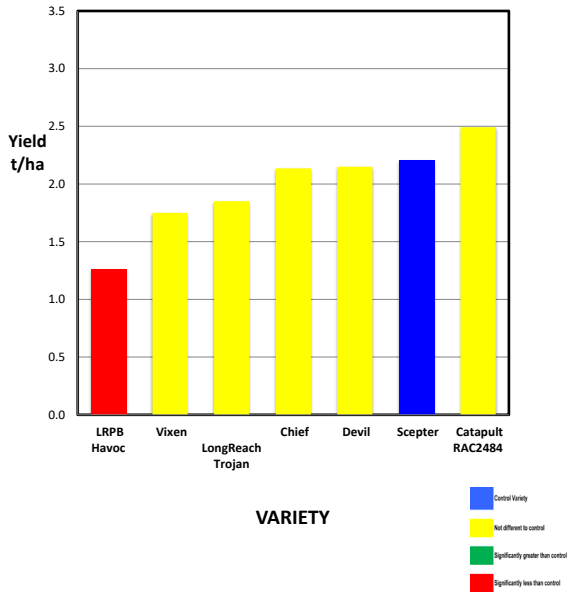


### DIAMOND SPONSORS

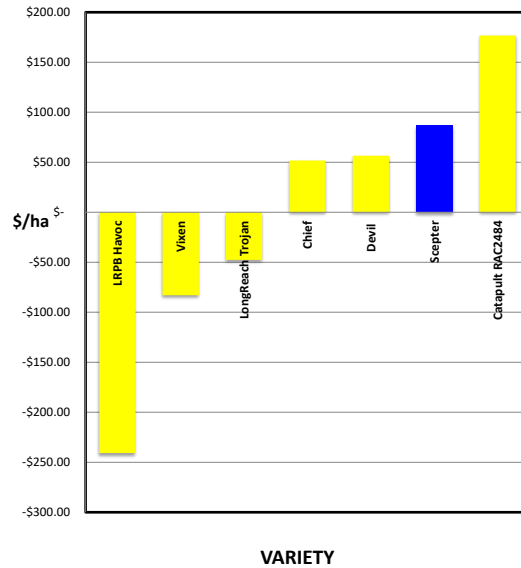


Seed Company Sponsors: AGT, Intergrain, Nuseed, SeedNet, Pioneer, Bayer

## 2019 SEPWA Wheat Variety Trial G Curnow, Coomalbidgup



## 2019 SEPWA Wheat Variety Trial Farmanco Income Ranking – Variety vs Site Average G Curnow, Coomalbidgup



Variety	Maturity	Yield (t/ha)	% of Scepter	Protein %	Gluten %	Starch %	Hect kg/ha	Screenings %	Falling Numbers	Grade	Farmanco Economic Ranking
LRPB Havoc	Early - Mid	1.264	57%	13.1	33.7	7.6	82.7	0.6	305	H1	\$ 455.04
Vixen	Early - Mid	1.751	79%	13.2	33.9	74.9	81.3	0.8	361	APW1	\$ 612.85
LongReach Trojan	Mid	1.852	84%	12.6	31.2	84.5	81.1	1.2	374	APW1	\$ 648.20
Chief	Mid	2.136	97%	11.9	28.9	80.7	81.0	1.2	376	APW1	\$ 747.60
Devil	Early - Mid	2.15	98%	11.2	26.6	82.1	80.7	1.8	337	APW1	\$ 752.50
Scepter	Early - Mid	2.204	100%	11.7	28.3	79.5	81.7	1.4	340	H2	\$ 782.42
Catapult RAC2484	Mid- late	2.493	113%	11.2	27.1	84.6	83.1	0.8	329	APW1	\$ 872.55

Vixen - slightly frosted  
 LRPB Havoc - frosted

Site Mean (t/ha)	2.046
Probability	0.067
Least significant difference 5%	0.556
CV %	7.6

### Site Details

Soil Description:	Gravelly Sand
Date Sown:	Monday, 20 May 2019
Date Harvested	Tuesday, 19 November 2019
Seeding Rate:	90 kg/ha

### Plot Dimensions

Length (m)	238
Width (m)	12
Plot Area (ha)	0.29
Conversion Factor	3.50

### Rainfall Data

Growing Season (mm)	291.8
Site Yield (t/ha)	2.046
kg/mm - Rainfall	7.0

RAINFALL 2019 (mm)	January	3.2	Cumulative Growing Season Rainfall
	February	2.6	
	March	14.2	
	April	29.8	
	May	52.4	
	June	49.9	
	July	22.8	
	August	84.7	
	September	32.6	
	October	19.6	
	November	19.4	
	Total	331.2	

Station: Pleasant Valley



### PLATINUM SPONSORS



### DIAMOND SPONSORS



Seed Company Sponsors: AGT, Intergrain, Nuseed, SeedNet, Pioneer, Bayer