

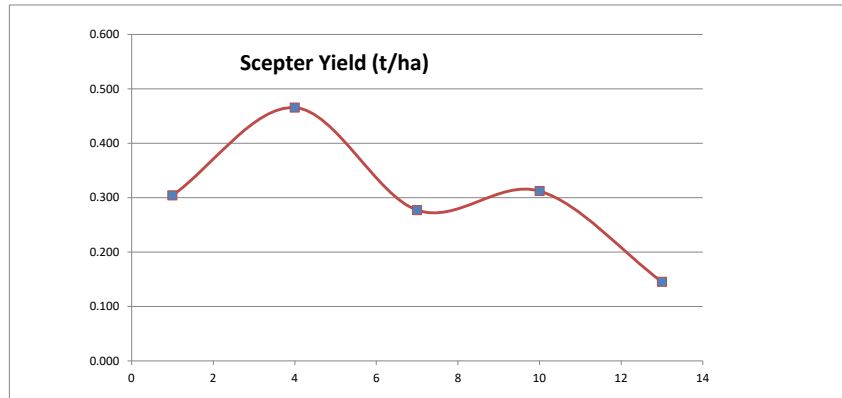
## HARVEST DATA - SEPWA Wheat Variety Trial - G Perks, Grass Patch Harvested 21st November 2019

Plot	Variety!	Plot Length	Plot Width	Area (ha)	Weight (kgs)	Yield (t/ha)	Plot 2	% of Site Mean
1	Scepter	151	12.3	0.19	56.5	0.304	1	91%
2	Cutlass	151	12.3	0.19	89.1	0.480	4	144%
3	Devil IGW 6177	151	12.3	0.19	73	0.393	9	118%
4	Scepter	151	12.3	0.19	86.5	0.466	16	139%
5	Vixen	151	12.3	0.19	35	0.188	25	56%
6	LongReach Trojan	151	12.3	0.19	83	0.447	36	134%
7	Scepter	151	12.3	0.19	51.5	0.277	49	83%
8	LRPB Havoc	151	12.3	0.19	14.5	0.078	64	23%
9	DS Pascal	151	12.3	0.19	76	0.409	81	123%
10	Scepter	151	12.3	0.19	58	0.312	100	93%
11	Catapult RAC2484	151	12.3	0.19	108.5	0.584	121	175%
12	Chief	151	12.3	0.19	48	0.258	144	77%
13	Scepter	151	12.3	0.19	27	0.145	169	44%

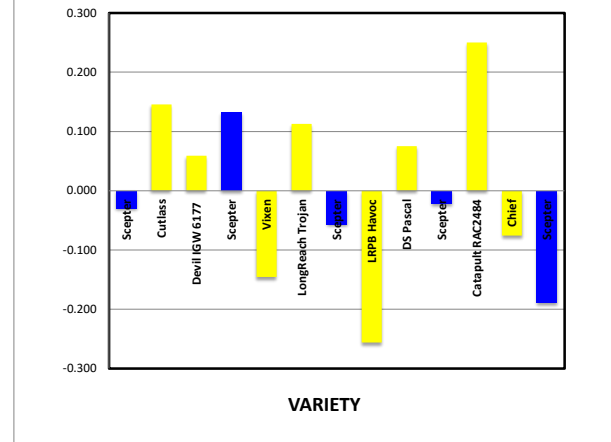
Average of Yield (t/ha)	
Variety!	Total
LRPB Havoc	0.078
Vixen	0.188
Chief	0.258
Scepter	0.301
Devil IGW 6177	0.393
DS Pascal	0.409
LongReach Trojan	0.447
Cutlass	0.480
Catapult RAC2484	0.584
Grand Total	0.334

Trial affected by frost - across all plots - maturity appears to have had some effect

Plot	Variety!	Plot Length	Plot Width	Area (ha)	Weight (kgs)	Yield (t/ha)	Plot 2	% of Site Mean
1	Scepter	151	12.3	0.19	56.5	0.304	1	91%
4	Scepter	151	12.3	0.19	86.5	0.466	16	17%
7	Scepter	151	12.3	0.19	51.5	0.277	49	10%
10	Scepter	151	12.3	0.19	58	0.312	100	11%
13	Scepter	151	12.3	0.19	27	0.145	169	5%



**2019 SEPWA Wheat Variety Trial  
Variety comparison to Site Mean (t/ha)  
Graeme Perks, Grass Patch**



**PLATINUM SPONSORS**

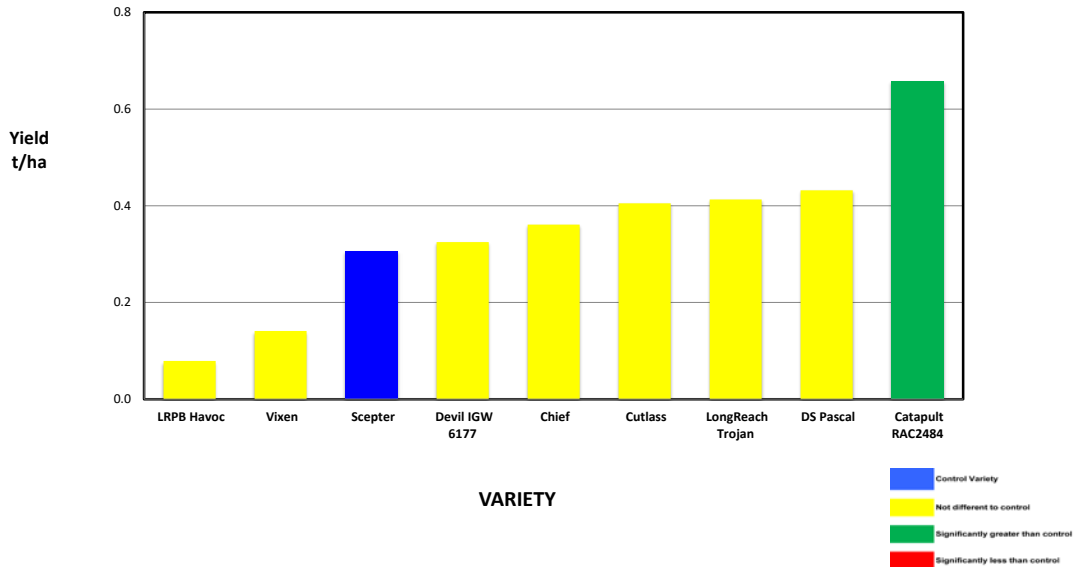


**DIAMOND SPONSORS**



**Seed Company Sponsors: AGT, Intergrain,  
Nuseed, SeedNet, DuPont Pioneer, Bayer**

### 2019 SEPWA Wheat Variety Trial Graeme Perks, Grass Patch



Variety	Maturity	Yield (t/ha)	% of Scepter	Protein %	Gluten %	Starch %	Hect kg/ha	Screenings %	Falling Numbers	Grade
LRPB Havoc	Early - Mid	0.079	19%	15.7	42.2	72.1	81.4	0.7	428	AH
Vixen	Early - Mid	0.141	34%	16.1	42.7	67.6	80.3	1.0	460	AH
Scepter	Early - Mid	0.306	74%	15.3	40.5	73.6	81.6	1.2	442	AH
Devil IGW 6177	Early - Mid	0.325	79%	15.5	40.4	73.8	82.0	0.9	421	AH
Chief	Mid	0.361	87%	15.7	41.2	73.9	81.2	0.7	481	APW
Cutlass	Mid- late	0.405	98%	14.4	37.5	78.9	81.7	1.5	416	APW
LongReach Trojan	Mid	0.413	100%	15.3	40.5	76.1	81.1	1.2	490	APW
DS Pascal	Mid- late	0.432	105%	15.6	40.8	70.8	80.6	1.3	430	APW
Catapult RAC2484	Mid- late	0.657	159%	15.1	39.7	72.6	81.7	1.0	447	AH

*Trial affected by frost - across all plots - maturity appears to have had effect*

Site Mean (t/ha) 0.334  
 Probability 0.155  
 Least significant difference 5% 0.318  
 CV % 25.7

#### Site Details

Soil Description: Sandy Loam  
 Date Sown: Tuesday, 14 May 2019  
 Date Harvested: Friday, 22 November 2019  
 Seeding Rate: 75 kg/ha

#### Plot Dimensions

Length (m) 151  
 Width (m) 12.3  
 Plot Area (ha) 0.19  
 Conversion Factor 5.38

#### Rainfall Data

Growing Season (mm) 161  
 Site Yield (t/ha) 0.334  
 kg/mm - Rainfall 2.1

Month	Rainfall (mm)	Cumulative Growing Season Rainfall	
January	0		
February	2.5		
March	6		
April	15	161	
May	19		
June	42		
July	10		
August	40		
September	7		
October	28		
November	7		
Total	188.4		

Station: G Perks, Grass Patch



#### PLATINUM SPONSORS

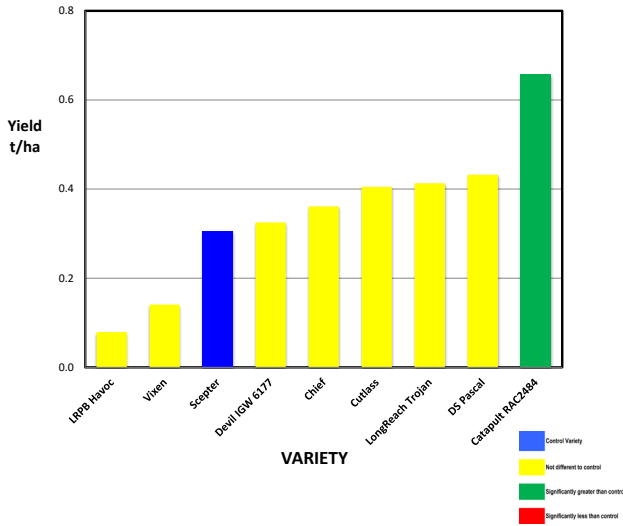


#### DIAMOND SPONSORS

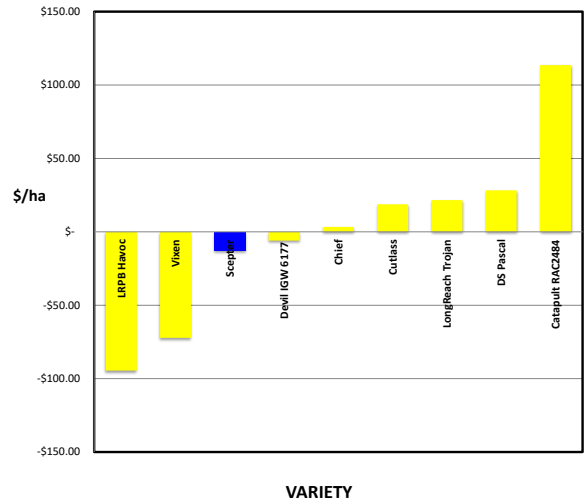


Seed Company Sponsors: AGT, Intergrain, Nuseed, SeedNet, DuPont Pioneer, Bayer

**2019 SEPWA Wheat Variety Trial  
 Graeme Perks, Grass Patch**



**2019 SEPWA Wheat Variety Trial  
 Farmanco Income Ranking – Variety vs Site Average  
 G Perks, Grass Patch**



Variety	Maturity	Yield (t/ha)	% of Mace	Protein %	Gluten %	Starch %	Hect kg/hl	Screenings %	Falling Numbers	Grade	Farmanco Economic Ranking
LRPB Havoc	Early - Mid	0.079	19%	15.7	42.2	72.1	81.4	0.7	428	H1	\$ 28.44
Vixen	Early - Mid	0.141	34%	16.1	42.7	67.6	80.3	1.0	460	H1	\$ 50.76
Scepter	Early - Mid	0.306	74%	15.3	40.5	73.6	81.6	1.2	442	H1	\$ 110.16
Devil IGW 6177	Early - Mid	0.325	79%	15.5	40.4	73.8	82.0	0.9	421	H1	\$ 117.00
Chief	Mid	0.361	87%	15.7	41.2	73.9	81.2	0.7	481	APW1	\$ 126.35
Cutlass	Mid- late	0.405	98%	14.4	37.5	78.9	81.7	1.5	416	APW1	\$ 141.75
LongReach Trojan	Mid	0.413	100%	15.3	40.5	76.1	81.1	1.2	490	APW1	\$ 144.55
DS Pascal	Mid- late	0.432	105%	15.6	40.8	70.8	80.6	1.3	430	APW1	\$ 151.20
Catapult RAC2484	Mid- late	0.657	159%	15.1	39.7	72.6	81.7	1.0	447	H1	\$ 236.52

*Trial affected by frost - across all plots - maturity appears to have had some effect*

Site Mean (t/ha) 0.334  
 Probability 0.155  
 Least significant difference 5% 0.318  
 CV % 25.7

**Site Details**

Soil Description: Sandy Loam  
 Date Sown: Tuesday, 14 May 2019  
 Date Harvested: Friday, 22 November 2019  
 Seeding Rate: 75 kg/ha

**Plot Dimensions**

Length (m) 151  
 Width (m) 12.3  
 Plot Area (ha) 0.19  
 Conversion Factor 5.38

**Rainfall Data**

Growing Season (mm) 161  
 Site Yield (t/ha) 0.334  
 kg/mm - Rainfall 2.1

Month	Rainfall (mm)	Cumulative Growing Season Rainfall	
January	0		
February	2.5		
March	6		
April	15	161	
May	19		
June	42		
July	10		
August	40		
September	7		
October	28		
November	7		
Total	188.4		

Station: G Perks, Grass Patch

**PLATINUM SPONSORS**



**DIAMOND SPONSORS**



**Seed Company Sponsors: AGT, Intergrain, Nuseed, SeedNet, Pioneer, Bayer**