

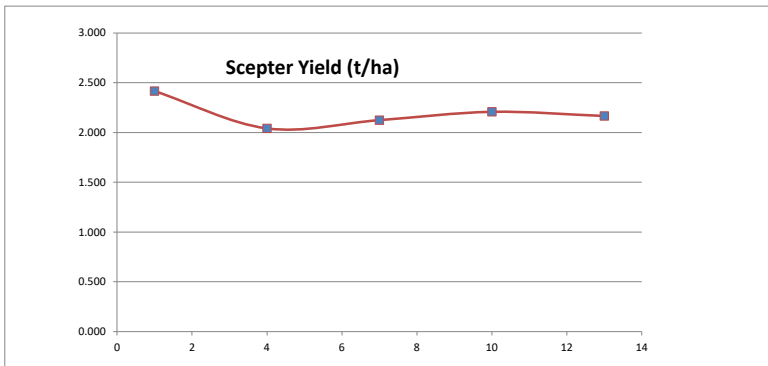
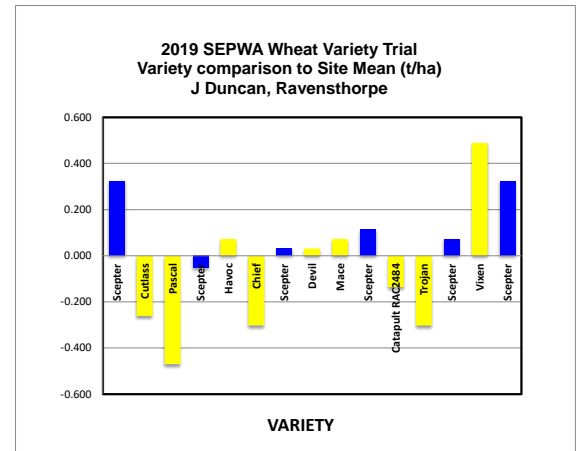


## HARVEST DATA - SEPWA Wheat Variety Trial - Jodi Duncan, Ravensthorpe Harvested 26th November 2019

Plot	Variety!	Plot Length	Plot Width	Area (ha)	Weight (kgs)	Yield (t/ha)	Plot 2	% of Site Mean
1	Scepter	200	12	0.24	580	2.417	1	115%
2	Cutlass	200	12	0.24	440	1.833	4	88%
3	Pascal	200	12	0.24	390	1.625	9	78%
4	Scepter	200	12	0.24	490	2.042	16	98%
5	Havoc	200	12	0.24	520	2.167	25	103%
6	Chief	200	12	0.24	430	1.792	36	86%
7	Scepter	200	12	0.24	510	2.125	49	101%
8	Devil	200	12	0.24	510	2.125	64	101%
9	Mace	200	12	0.24	520	2.167	81	103%
10	Scepter	200	12	0.24	530	2.208	100	105%
11	Catapult RAC2484	200	12	0.24	470	1.958	121	94%
12	Trojan	200	12	0.24	430	1.792	144	86%
13	Scepter	200	12	0.24	520	2.167	169	103%
14	Vixen	200	12	0.24	620	2.583	196	123%
15	Scepter	200	12	0.24	580	2.417	225	115%

Average of Yield (t/ha)	Total
Variety!	Total
Pascal	1.625
Trojan	1.792
Chief	1.792
Cutlass	1.833
RAC2484	1.958
Devil	2.125
Havoc	2.167
Mace	2.167
Scepter	2.229
Vixen	2.583
Grand Total	2,094

Plot	Variety!	Plot Length	Plot Width	Area (ha)	Weight (kgs)	Yield (t/ha)	Plot 2	% of Site Mean
1	Scepter	200	12	0.24	580	2.417	1	115%
4	Scepter	200	12	0.24	490	2.042	16	98%
7	Scepter	200	12	0.24	510	2.125	49	101%
10	Scepter	200	12	0.24	530	2.208	100	105%
13	Scepter	200	12	0.24	520	2.167	169	103%
15	Scepter	200	12	0.24	580	2.417	225	115%



**PLATINUM SPONSORS**

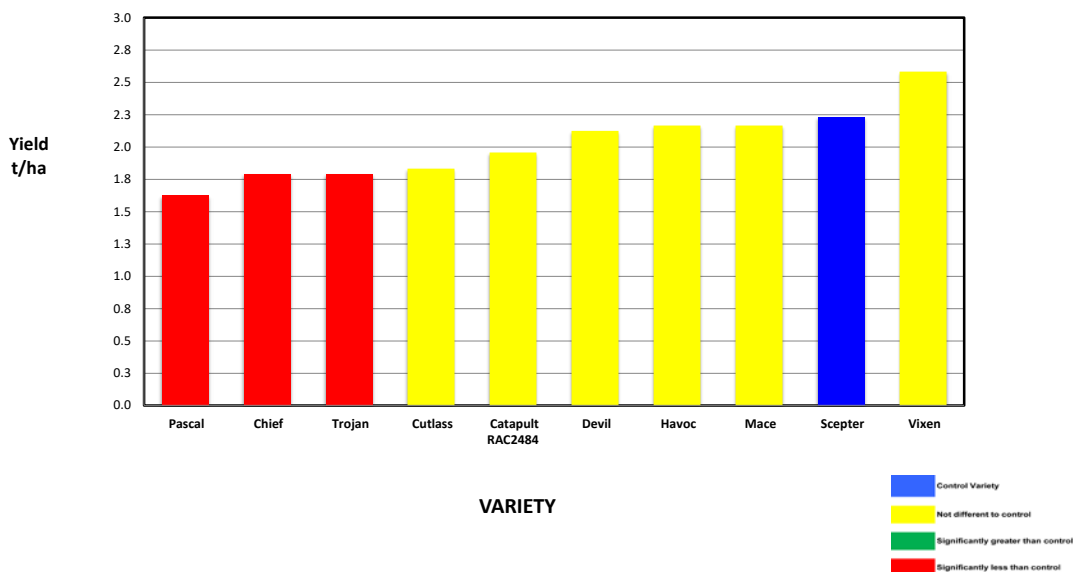


**DIAMOND SPONSORS**



**Seed Company Sponsors: AGT, Intergrain,  
Nuseed, SeedNet, Pioneer, Bayer**

**2019 SEPWA Wheat Variety Trial**  
**Jodi Duncan, Ravensthorpe**



Variety	Maturity	Yield (t/ha)	% of Scepter	Protein %	Gluten %	Starch %	Hect kg/hl	Screenings %	Falling Numbers	Grade
DS Pascal	Late	1.625	73%	13.2	32.9	73.8	79.1	1.5	356	APW1
Chief	Mid	1.792	80%	13.7	35.5	72.0	78.8	1.6	434	APW1
LongReach Trojan	Mid	1.792	80%	13.3	33.7	81.8	79.7	2.8	372	APW1
Cutlass	Mid- late	1.833	82%	12.8	31.6	83.4	75.5	2.7	338	APW1
Catapult RAC2484	Mid- late	1.958	88%	11.7	28.1	82.0	79.7	1.6	359	H2
Devil	Early - Mid	2.125	95%	12.5	31.7	73.2	79.1	2.4	384	H2
LRPB Havoc	Early - Mid	2.167	97%	11.4	26.4	72.2	79.9	2.7	375	APW1
Mace	Mid	2.167	97%	10.9	25.3	77.9	81.5	2.0	316	APW1
<b>Scepter</b>	<b>Early - Mid</b>	<b>2.229</b>	<b>100%</b>	<b>12.0</b>	<b>29.7</b>	<b>74.4</b>	<b>76.0</b>	<b>2.6</b>	<b>368</b>	<b>H2</b>
Vixen	Early - Mid	2.583	116%	12.0	28.9	74.6	76.2	3.7	354	H2

Site Mean (t/ha) 2.094  
Probability 0.074  
Least significant difference 5% 0.4313  
CV % 7.4

**Site Details**

Soil Description: Gravel Duplex  
Date Sown: Tuesday, 28 May 2019  
Date Harvested: Tuesday, 26 November 2019  
Seeding Rate: 70 kg/ha

**Plot Dimensions**

Length (m) 200  
Width (m) 12  
Plot Area (ha) 0.24  
Conversion Factor 4.17

**Rainfall Data**

Growing Season (mm) 197  
Site Yield (t/ha) 2.094  
kg/mm - Rainfall 10.6

Month	Rainfall (mm)	Cumulative Growing Season Rainfall
January	0	
February	0	
March	11	
April	30	
May	10.5	
June	26	
July	27.5	
August	67	
September	12.5	
October	23.5	
November	0	
<b>Total</b>	<b>208</b>	<b>197</b>

Station: Jodi Duncan



**PLATINUM SPONSORS**

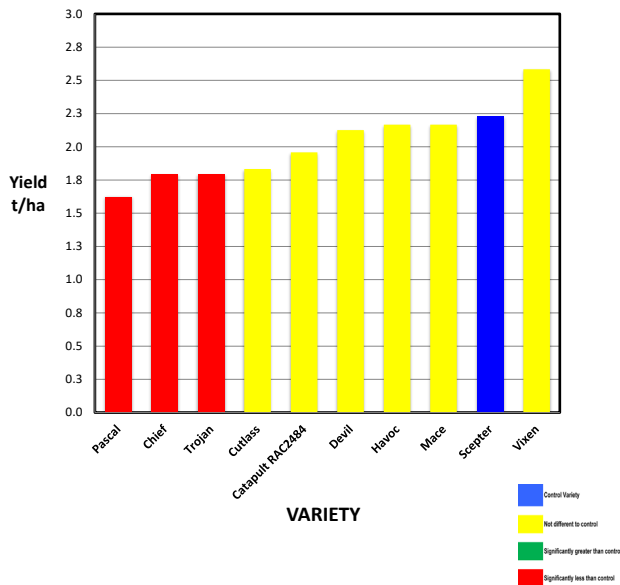


**DIAMOND SPONSORS**

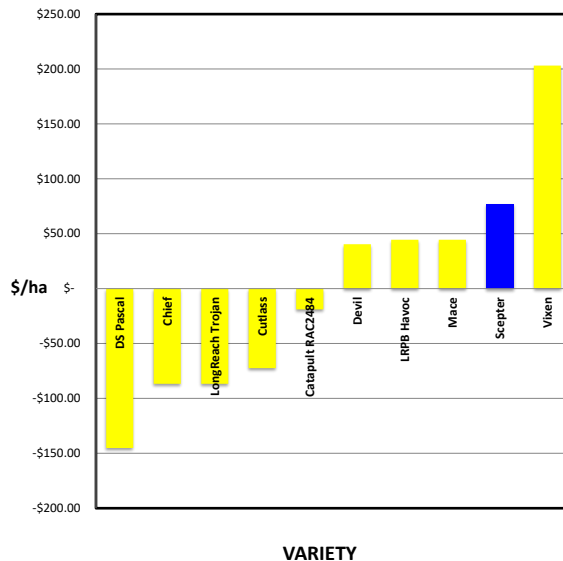


**Seed Company Sponsors: AGT, Intergrain, Nuseed, SeedNet, Pioneer, Bayer**

**2019 SEPWA Wheat Variety Trial**  
Jodi Duncan, Ravensthorpe



**2019 SEPWA Wheat Variety Trial**  
Farmanco Income Ranking – Variety vs Site Average  
Jodi Duncan, Ravensthorpe



Variety	Maturity	Yield (t/ha)	% of Scepter	Protein %	Gluten %	Starch %	Hect kg/hl	Screenings %	Falling Numbers	Grade	Farmanco Economic Ranking
DS Pascal	Late	1.625	73%	13.2	32.9	73.8	79.1	1.5	356	APW1	\$ 568.75
Chief	Mid	1.792	80%	13.7	35.5	72.0	78.8	1.6	434	APW1	\$ 627.20
LongReach Trojan	Mid	1.792	80%	13.3	33.7	81.8	79.7	2.8	372	APW1	\$ 627.20
Cutlass	Mid- late	1.833	82%	12.8	31.6	83.4	75.5	2.7	338	APW1	\$ 641.55
Catapult RAC2484	Mid- late	1.958	88%	11.7	28.1	82.0	79.7	1.6	359	H2	\$ 695.09
Devil	Early - Mid	2.125	95%	12.5	31.7	73.2	79.1	2.4	384	H2	\$ 754.38
LRPB Havoc	Early - Mid	2.167	97%	11.4	26.4	72.2	79.9	2.7	375	APW1	\$ 758.45
Mace	Mid	2.167	97%	10.9	25.3	77.9	81.5	2.0	316	APW1	\$ 758.45
Scepter	Early - Mid	2.229	100%	12.0	29.7	74.4	76.0	2.6	368	H2	\$ 791.30
Vixen	Early - Mid	2.583	116%	12.0	28.9	74.6	76.2	3.7	354	H2	\$ 916.97

Site Mean (t/ha) 2.094  
Probability 0.074  
Least significant difference 5% 0.431  
CV % 7.4

**Site Details**

Soil Description: Gravel Duplex  
Date Sown: Tuesday, 28 May 2019  
Date Harvested: Tuesday, 26 November 2019  
Seeding Rate: 70 kg/ha

**Plot Dimensions**

Length (m) 200  
Width (m) 12  
Plot Area (ha) 0.24  
Conversion Factor 4.17

**Rainfall Data**

Growing Season (mm) 197  
Site Yield (t/ha) 2.094  
kg/mm - Rainfall 10.6

Month	Rainfall (mm)	Cumulative Growing Season Rainfall
January	0	
February	0	
March	11	
April	30	
May	10.5	
June	26	
July	27.5	
August	67	
September	12.5	
October	23.5	
November	0	
Total	208	197

Station: Jodi Duncan

**PLATINUM SPONSORS**



**DIAMOND SPONSORS**



Seed Company Sponsors: AGT, Intergrain, Nuseed, SeedNet, Pioneer, Bayer