



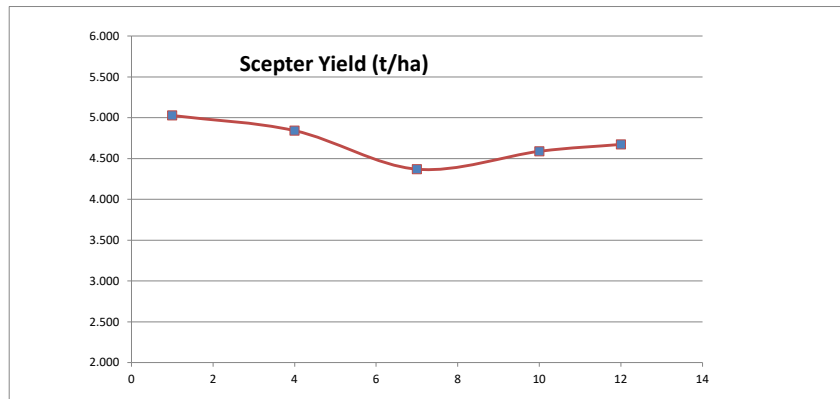
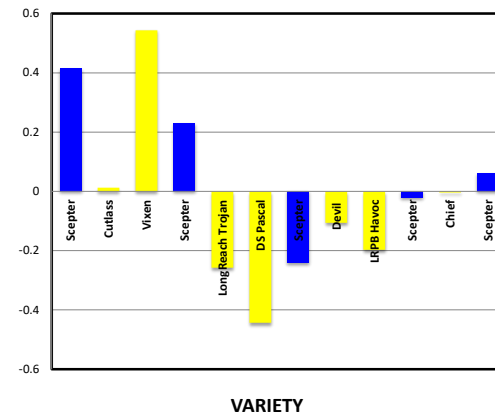
HARVEST DATA - SEPWA Wheat Variety Trial - Kieran Barrett, Munglinup Harvested 25th November 2019

Plot	Variety!	Plot Length	Plot Width	Area (ha)	Weight (kgs)	Yield (t/ha)	Plot 2	% of Site Mean
1	Scepter	247	12	0.296	1490	5.027	1	109%
2	Cutlass	247	12	0.296	1370	4.622	4	100%
3	Vixen	245	12	0.294	1515	5.153	9	112%
4	Scepter	247	12	0.296	1435	4.841	16	105%
5	LongReach Trojan	247	12	0.296	1290	4.352	25	94%
6	DS Pascal	247	12	0.296	1235	4.167	36	90%
7	Scepter	247	12	0.296	1295	4.369	49	95%
8	Devil	247	12	0.296	1335	4.504	64	98%
9	LRPB Havoc	237	12	0.284	1255	4.413	81	96%
10	Scepter	247	12	0.296	1360	4.588	100	100%
11	Chief	237	12	0.284	1310	4.606	121	100%
12	Scepter	247	12	0.296	1385	4.673	144	101%

Average of Yield (t/ha)	Total
Variety!	
DS Pascal	4.167
LongReach Trojan	4.352
LRPB Havoc	4.413
Devil	4.504
Chief	4.606
Cutlass	4.622
Scepter	4.700
Vixen	5.153
Grand Total	4.610

Plot	Variety!	Plot Length	Plot Width	Area (ha)	Weight (kgs)	Yield (t/ha)	Plot 2	% of Site Mean
1	Scepter	247	12	0.296	1490	5.027	1	109%
4	Scepter	247	12	0.296	1435	4.841	16	105%
7	Scepter	247	12	0.296	1295	4.369	49	95%
10	Scepter	247	12	0.296	1360	4.588	100	100%
12	Scepter	247	12	0.296	1385	4.673	144	101%

**2019 SEPWA Wheat Variety Trial
Variety comparison to Site Mean (t/ha)
K Barrett, Munglinup**



PLATINUM SPONSORS

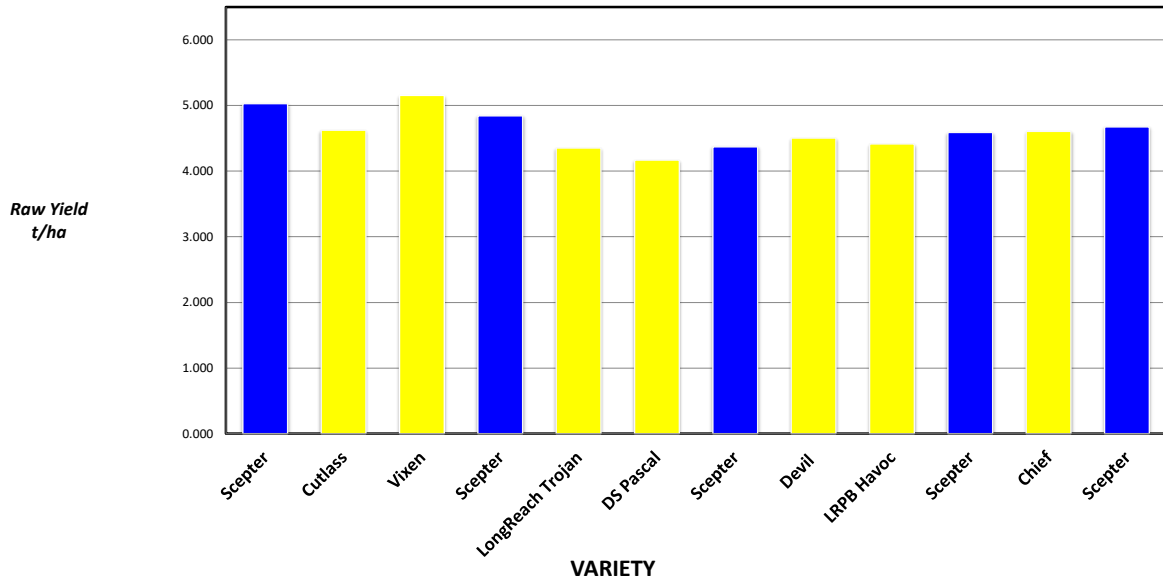


DIAMOND SPONSORS



**Seed Company Sponsors: AGT, Intergrain,
Nuseed, SeedNet, Pioneer, Bayer**

2019 SEPWA Wheat Variety Trial Kieran Barrett, Munglinup



Plot	Variety!	Yield (t/ha)	% of Site Mean
1	Scepter	5.027	109%
2	Cutlass	4.622	100%
3	Vixen	5.153	112%
4	Scepter	4.841	105%
5	LongReach Trojan	4.352	94%
6	DS Pascal	4.167	90%
7	Scepter	4.369	95%
8	Devil	4.504	98%
9	LRPB Havoc	4.413	96%
10	Scepter	4.588	100%
11	Chief	4.606	100%
12	Scepter	4.673	101%



Site Details

Soil Description: Sandy Gravel
Date Sown: Tuesday, 21 May 2019
Date Harvested: Monday, 25 November 2019
Seeding Rate: 100 kg/ha

Statistical Analysis

Site Mean (t/ha) 4.61
Probability 0.369
Least significant difference 5% 0.760
CV % 5.4

Plot Dimensions

Length (m)	Width (m)	Area (m2)	Conversion Factor
247	12	0.30	3.37



PLATINUM SPONSORS

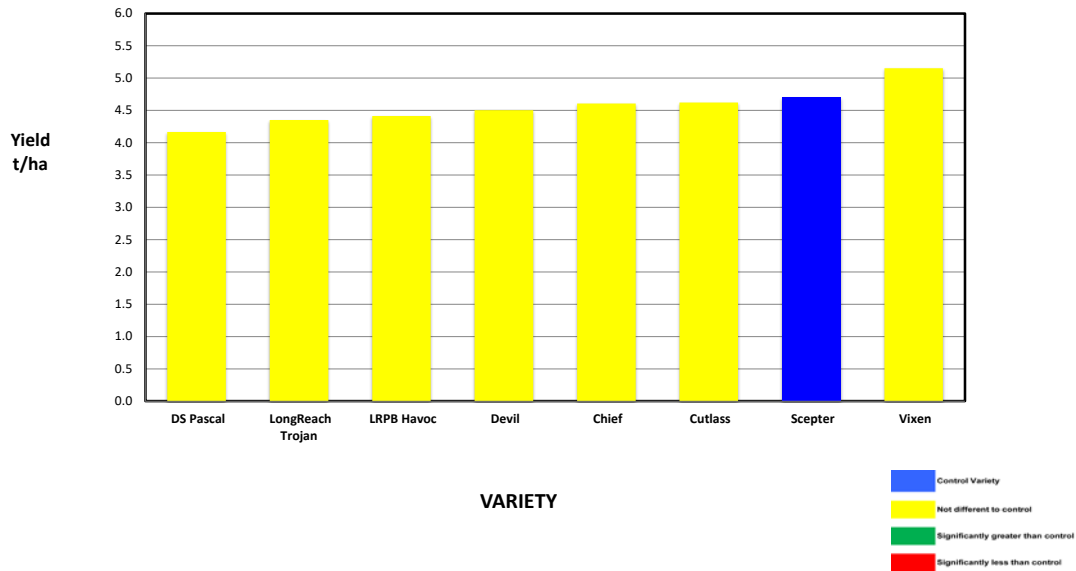


DIAMOND SPONSORS



Seed Company Sponsors: AGT, Intergrain, Nuseed, SeedNet, Pioneer, Bayer

2019 SEPWA Wheat Variety Trial
Kieran Barrett, Munglinup



Variety	Maturity	Yield (t/ha)	% of Scepter	Protein %	Gluten %	Starch %	Hect kg/hl	Screenings %	Falling Numbers	Grade
DS Pascal	Late	4.167	89%	10.9	24.0	83.6	81.5	1.6	338	APW1
LongReach Trojan	Mid	4.352	93%	10.6	23.3	83.7	81.7	1.1	338	APW1
LRPB Havoc	Early - Mid	4.413	94%	10.6	22.6	72.3	83.1	1.5	334	APW1
Devil	Early - Mid	4.504	96%	10.2	21.4	74.6	82.6	1.5	340	APW2
Chief	Mid	4.606	98%	10.6	23.6	77.3	82.7	1.4	372	APW1
Cutlass	Mid- late	4.622	98%	10.9	23.5	85.2	81.0	1.2	343	APW1
Scepter	Early - Mid	4.700	100%	10.7	23.5	76.3	82.3	2.2	325	APW1
Vixen	Early - Mid	5.153	110%	10.7	22.7	76.2	81.8	1.3	328	APW1

Site Mean (t/ha) 4.61
 Probability 0.369
 Least significant difference 5% 0.760
 CV % 5.4

Site Details

Soil Description: Sandy Gravel
 Date Sown: Tuesday, 21 May 2019
 Date Harvested: Monday, 25 November 2019
 Seeding Rate: 100 kg/ha

Plot Dimensions

Length (m) 247
 Width (m) 12
 Plot Area (ha) 0.30
 Conversion Factor 3.37

Rainfall Data

Growing Season (mm) 292.5
 Site Yield (t/ha) 4.61
 kg/mm - Rainfall 15.8

RAINFALL 2019 (mm)	January	4.6	292.5	Cumulative Growing Season Rainfall
	February	0.6		
	March	16		
	April	24.8		
	May	42		
	June	20		
	July	53.8		
	August	86		
	September	30.7		
	October	35.2		
	November	2.4		
	Total	316.1		

Station: Munglinup

PLATINUM SPONSORS

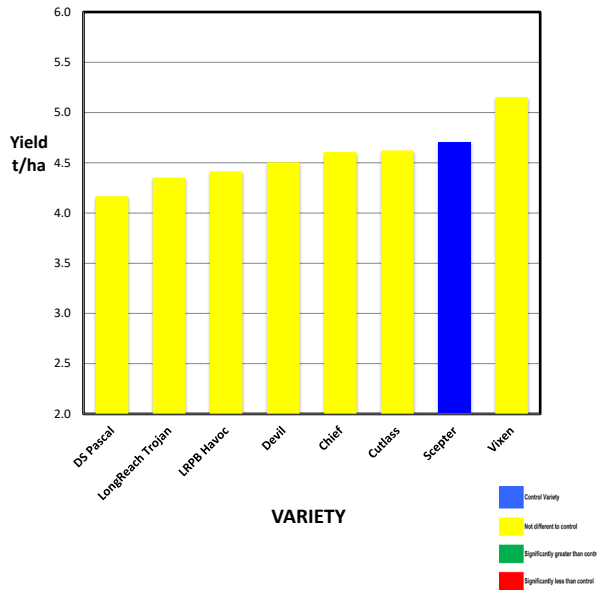


DIAMOND SPONSORS

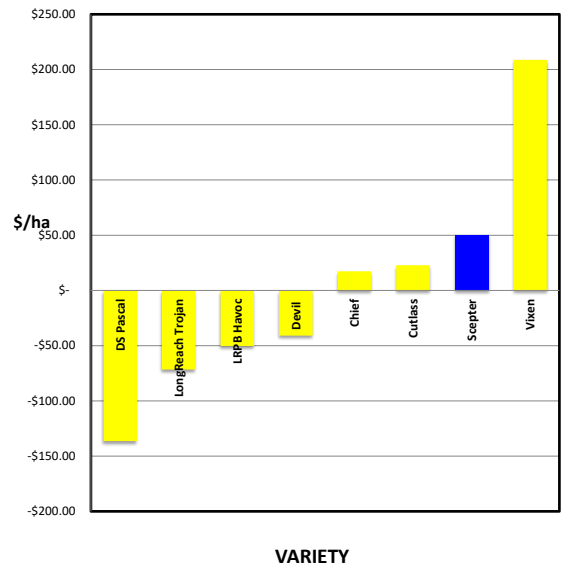


Seed Company Sponsors: AGT, Intergrain, Nuseed, SeedNet, Pioneer, Bayer

2019 SEPWA Wheat Variety Trial
Kieran Barrett, Munglinup



2019 SEPWA Wheat Variety Trial
Farmanco Income Ranking – Variety vs Site Average
K Barrett, Munglinup



Variety	Maturity	Yield (t/ha)	% of Scepter	Protein %	Gluten %	Starch %	Hect kg/ha	Screenings %	Falling Numbers	Grade	Farmanco Economic Ranking
DS Pascal	Late	4.167	89%	10.9	24.0	83.6	81.5	1.6	338	APW1	\$ 1,458.45
LongReach Trojan	Mid	4.352	93%	10.6	23.3	83.7	81.7	1.1	338	APW1	\$ 1,523.20
LRPB Havoc	Early - Mid	4.413	94%	10.6	22.6	72.3	83.1	1.5	334	APW1	\$ 1,544.55
Devil	Early - Mid	4.504	96%	10.2	21.4	74.6	82.6	1.5	340	APW2	\$ 1,553.88
Chief	Mid	4.606	98%	10.6	23.6	77.3	82.7	1.4	372	APW1	\$ 1,612.10
Cutlass	Mid - late	4.622	98%	10.9	23.5	85.2	81.0	1.2	343	APW1	\$ 1,617.70
Scepter	Early - Mid	4.700	100%	10.7	23.5	76.3	82.3	2.2	325	APW1	\$ 1,645.00
Vixen	Early - Mid	5.153	110%	10.7	22.7	76.2	81.8	1.3	328	APW1	\$ 1,803.55

Site Mean (t/ha) 4.61
 Probability 0.369
 Least significant difference 5% 0.760
 CV % 5.4

Site Details

Soil Description: Sandy Gravel
 Date Sown: Tuesday, 21 May 2019
 Date Harvested: Monday, 25 November 2019
 Seeding Rate: 100 kg/ha

Plot Dimensions

Length (m) 247
 Width (m) 12
 Plot Area (ha) 0.30
 Conversion Factor 3.37

Rainfall Data

Growing Season (mm) 292.5
 Site Yield (t/ha) 4.61
 kg/mm - Rainfall 15.8

Month	Rainfall (mm)	Cumulative Growing Season Rainfall
January	4.6	
February	0.6	
March	16	
April	24.8	
May	42	
June	20	
July	53.8	292.5
August	86	
September	30.7	
October	35.2	
November	2.4	
Total	316.1	

Station: Munglinup

PLATINUM SPONSORS



DIAMOND SPONSORS



Seed Company Sponsors: AGT, Intergrain, Nuseed, SeedNet, Pioneer, Bayer