

## HARVEST DATA - SEPWA Wheat Variety Trial - M Roberts, Cascades Harvested 19th November 2019

Plot	Variety!	Plot Length	Plot Width	Area (ha)	Weight (kgs)	Yield (t/ha)	Plot 2	% of Site Mean
1	Scepter	180	18.3	0.329	823.5	2.50	1	127%
2	Cutlass	180	18.3	0.329	658.8	2.00	4	102%
3	Razor CL Plus	180	18.3	0.329	592.92	1.80	9	91%
4	Scepter	180	18.3	0.329	790.56	2.40	16	122%
5	Vixen	180	18.3	0.329	625.86	1.90	25	96%
6	LRPB Havoc	180	18.3	0.329	494.1	1.50	36	76%
7	Scepter	180	18.3	0.329	757.62	2.30	49	117%
8	Devil IGW 6177	180	18.3	0.329	592.92	1.80	64	91%
9	DS Pascal	180	18.3	0.329	362.34	1.10	81	56%
10	Scepter	180	18.3	0.329	790.56	2.40	100	122%
11	Chief	180	18.3	0.329	494.1	1.50	121	76%
12	LongReach Trojan	180	18.3	0.329	658.8	2.00	144	102%
13	Scepter	180	18.3	0.329	790.56	2.40	169	122%

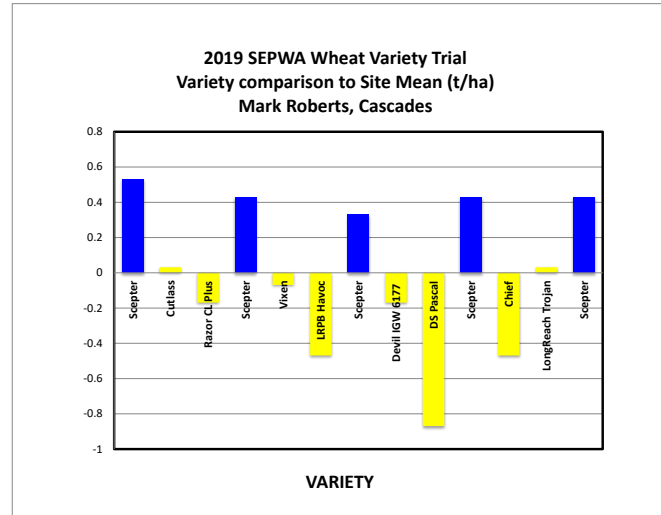
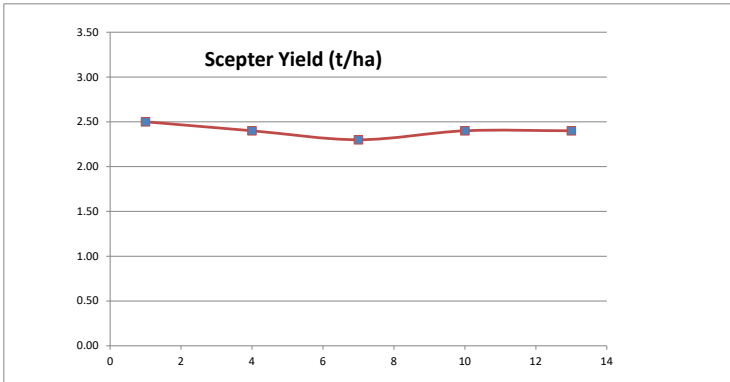
*Badly Frosted*

*Badly Frosted*

**Trial affected by Frost**

Average of Yield (t/ha)	
Variety!	Total
DS Pascal	1.10
Chief	1.50
LRPB Havoc	1.50
Devil IGW 6177	1.80
Razor CL Plus (RAC2517)	1.80
Vixen	1.90
Cutlass	2.00
LongReach Trojan	2.00
Scepter	2.40
Grand Total	1.97

Plot	Variety!	Plot Length	Plot Width	Area (ha)	Weight (kgs)	Yield (t/ha)	Plot 2	% of Site Mean
1	Scepter	180	18.3	0.329	823.5	2.50	1	127%
4	Scepter	180	18.3	0.329	790.56	2.40	16	122%
7	Scepter	180	18.3	0.329	757.62	2.30	49	117%
10	Scepter	180	18.3	0.329	790.56	2.40	100	122%
13	Scepter	180	18.3	0.329	790.56	2.40	169	122%



**PLATINUM SPONSORS**

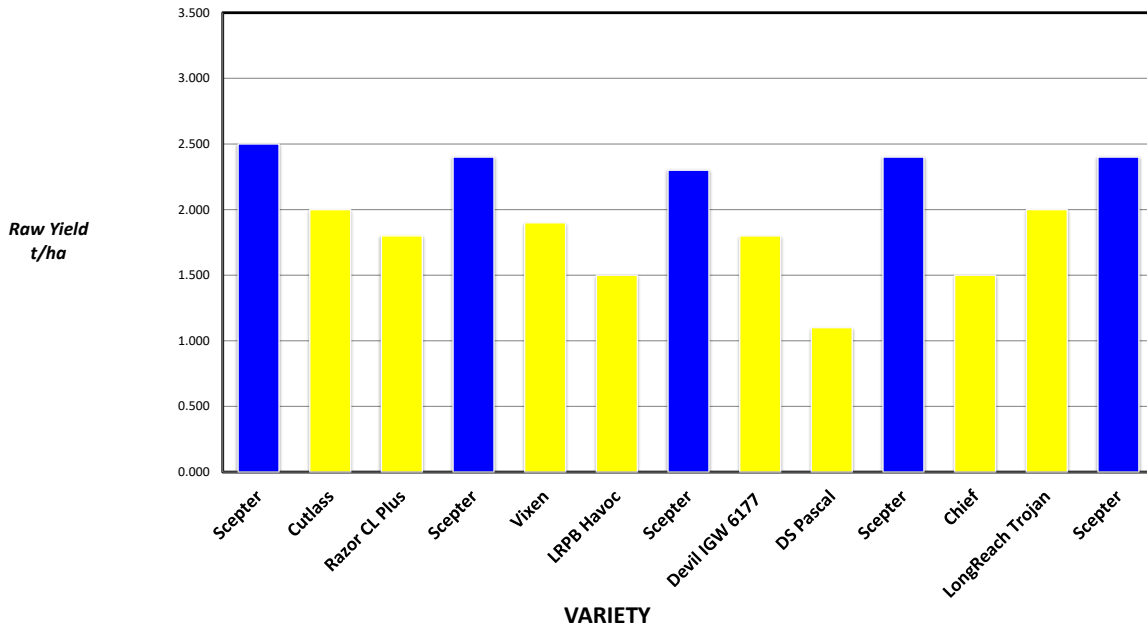


**DIAMOND SPONSORS**



**Seed Company Sponsors: AGT, Intergrain, Nuseed, SeedNet, Pioneer, Bayer**

## 2019 SEPWA Wheat Variety Trial Mark Roberts Cascade



Plot	Variety!	Yield (t/ha)	% of Site Mean
1	<b>Scepter</b>	<b>2.500</b>	<b>127%</b>
2	Cutlass	2.000	102%
3	Razor CL Plus	1.800	91%
4	<b>Scepter</b>	<b>2.400</b>	<b>122%</b>
5	Vixen	1.900	96%
6	LRPB Havoc	1.500	76%
7	<b>Scepter</b>	<b>2.300</b>	<b>117%</b>
8	Devil IGW 6177	1.800	91%
9	DS Pascal	1.100	56%
10	<b>Scepter</b>	<b>2.400</b>	<b>122%</b>
11	Chief	1.500	76%
12	LongReach Trojan	2.000	102%
13	<b>Scepter</b>	<b>2.400</b>	<b>122%</b>

**Trial affected by Frost**

*Badly Frosted*

*Badly Frosted*

### Statistical Analysis

Site Mean (t/ha)	1.969
Probability	<.001
Least significant difference 5%	0.2151
CV %	3.6

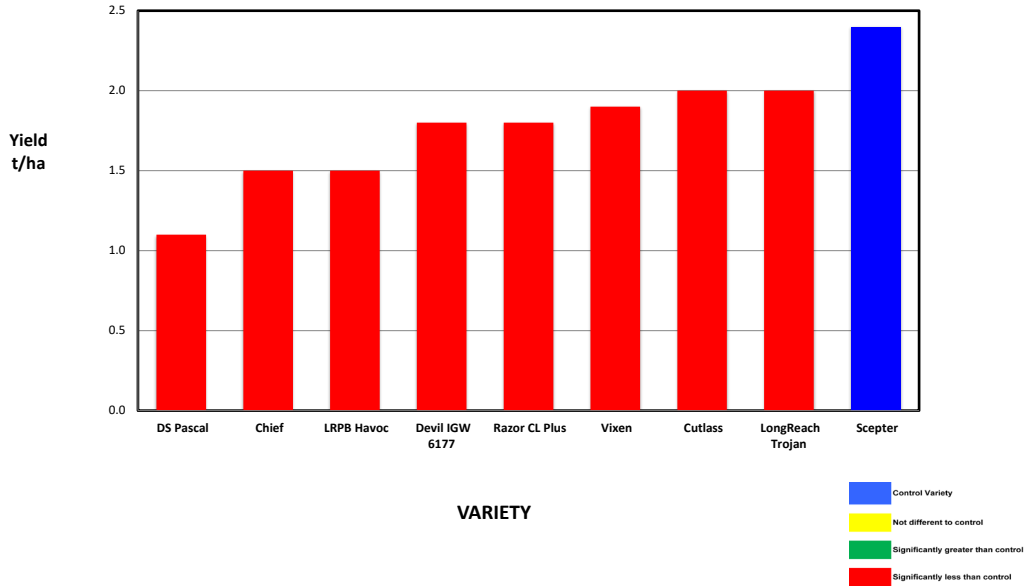
### Site Details

Soil Description:	Duplex
Date Sown:	Sunday, 26 May 2019
Date Harvested	Thursday, 7 November 2019
Seeding Rate:	70 kg/ha

### Plot Dimensions

Length (m)	Width (m)	Area (m <sup>2</sup> )	Conversion Factor
180	18.3	0.3294	3.035822708

**2019 SEPWA Wheat Variety Trial**  
**Mark Roberts, Cascades**



Variety	Maturity	Yield (t/ha)	% of Scepter	Protein %	Gluten %	Starch %	Hect kg/hl	Screenings %	Falling Numbers	Grade
DS Pascal	Late	1.100	46%	12.5	29.0	85.0	74.9	9.9	355	AUH 2
LRPB Havoc	Early - Mid	1.500	63%	14.3	36.8	76.8	80.3	1.9	321	H1
Chief	Mid	1.500	63%	13.9	34.6	82.3	73.2	8.5	385	AUH 2
Razor CL Plus	Early - Mid	1.800	75%	13.5	33.6	82.5	78.9	3.3	409	ASW1
Devil	Early - Mid	1.800	75%	14.0	36.4	78.0	76.5	4.1	321	H1
Vixen	Early - Mid	1.900	79%	14.1	37.1	77.8	99.3	1.4	381	H1
Cutlass	Mid-late	2.000	83%	13.7	34.7	93.3	76.2	6.3	327	AUH 2
LongReach Trojan	Mid	2.000	83%	12.9	31.7	84.6	76.4	8.4	379	AUH 2
<b>Scepter</b>	<b>Early - Mid</b>	<b>2.400</b>	<b>100%</b>	<b>13.0</b>	<b>31.8</b>	<b>82.0</b>	<b>74.0</b>	<b>8.1</b>	<b>393</b>	<b>AUH 2</b>

*Trial affected by Frost*

Site Mean (t/ha) 1.969  
 Probability <.001  
 Least significant difference 5% 0.2151  
 CV % 3.6

**Site Details**

Soil Description: Duplex  
 Date Sown: Sunday, 26 May 2019  
 Date Harvested Thursday, 7 November 2019  
 Seeding Rate: 70 kg/ha

**Plot Dimensions**

Length (m) 180  
 Width (m) 18.3  
 Plot Area (ha) 0.33  
 Conversion Factor 3.04

**Rainfall Data**

Growing Season (mm) 173.5  
 Site Yield (t/ha) 1.969  
 kg/mm - Rainfall 11.3

RAINFALL 2019 ( mm)	January	1.8	Cumulative Growing Season Rainfall
	February	0.4	
	March	14.8	
	April	15.5	
	May	17.5	
	June	32.5	
	July	15	
	August	52	
	September	16	
	October	25	
	November	9.8	
	Total	200.3	

Station: Mark Roberts Cascade

**PLATINUM SPONSORS**

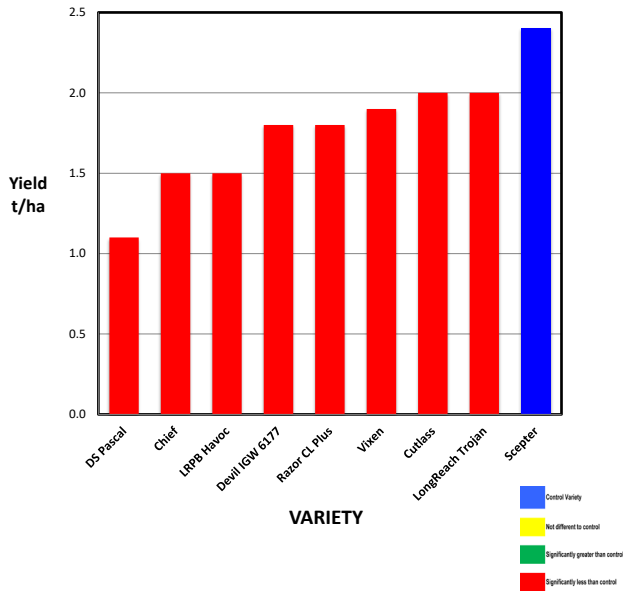


**DIAMOND SPONSORS**

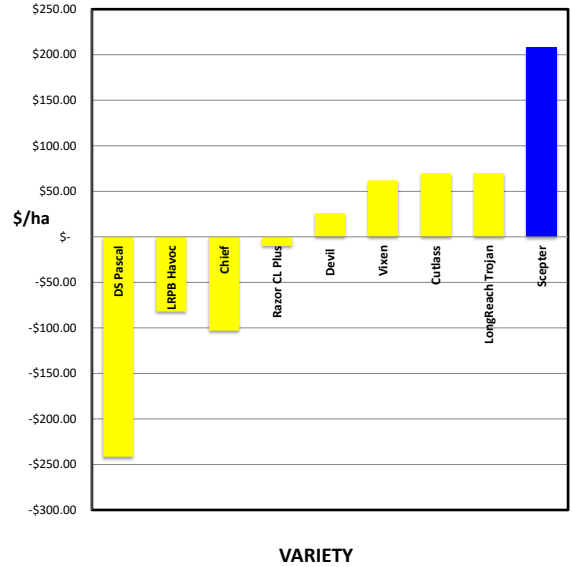


**Seed Company Sponsors: AGT, Intergrain, Nuseed, SeedNet, Pioneer, Bayer**

**2019 SEPWA Wheat Variety Trial  
 Mark Roberts, Cascades**



**2019 SEPWA Wheat Variety Trial  
 Farmanco Income Ranking – Variety vs Site Average  
 Mark Roberts, Cascade**



Variety	Maturity	Yield (t/ha)	% of Scepter	Protein %	Gluten %	Starch %	Hect kg/hl	Screenings %	Falling Numbers	Grade	Farmanco Economic Ranking
DS Pascal	Late	1.1	46%	12.5	29.0	85.0	74.9	9.9	355	AUH 2	\$ 380.60
LRPB Havoc	Early - Mid	1.5	63%	14.3	36.8	76.8	80.3	1.9	321	H1	\$ 540.00
Chief	Mid	1.5	63%	13.9	34.6	82.3	73.2	8.5	385	AUH 2	\$ 519.00
Razor CL Plus	Early - Mid	1.8	75%	13.5	33.6	82.5	78.9	3.3	409	ASW1	\$ 612.00
Devil	Early - Mid	1.8	75%	14.0	36.4	78.0	76.5	4.1	321	H1	\$ 648.00
Vixen	Early - Mid	1.9	79%	14.1	37.1	77.8	99.3	1.4	381	H1	\$ 684.00
Cutlass	Mid-late	2	83%	13.7	34.7	93.3	76.2	6.3	327	AUH 2	\$ 692.00
LongReach Trojan	Mid	2	83%	12.9	31.7	84.6	76.4	8.4	379	AUH 2	\$ 692.00
Scepter	Early - Mid	2.4	100%	13.0	31.8	82.0	74.0	8.1	393	AUH 2	\$ 830.40

Trial affected by Frost

Site Mean (t/ha) 1.969  
 Probability <.001  
 Least significant difference 5% 0.215  
 CV % 3.6

**Site Details**

Soil Description: Duplex  
 Date Sown: Sunday, 26 May 2019  
 Date Harvested: Thursday, 7 November 2019  
 Seeding Rate: 70 kg/ha

**Plot Dimensions**

Length (m) 180  
 Width (m) 18.3  
 Plot Area (ha) 0.33  
 Conversion Factor 3.04

**Rainfall Data**

Growing Season (mm) 173.5  
 Site Yield (t/ha) 1.969  
 kg/mm - Rainfall 11.3

Month	Rainfall (mm)	Cumulative Growing Season Rainfall
January	1.8	
February	0.4	
March	14.8	
April	15.5	
May	17.5	
June	32.5	
July	15	
August	52	
September	16	
October	25	
November	9.8	
Total	200.3	173.5

Station: Mark Roberts Cascade



**PLATINUM SPONSORS**



**DIAMOND SPONSORS**



**Seed Company Sponsors: AGT, Intergrain, Nuseed, SeedNet, Pioneer, Bayer**