



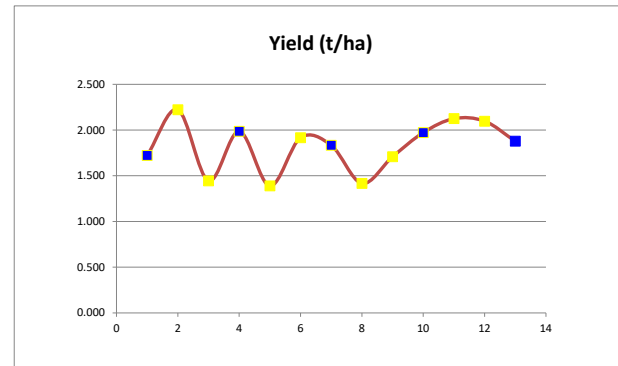
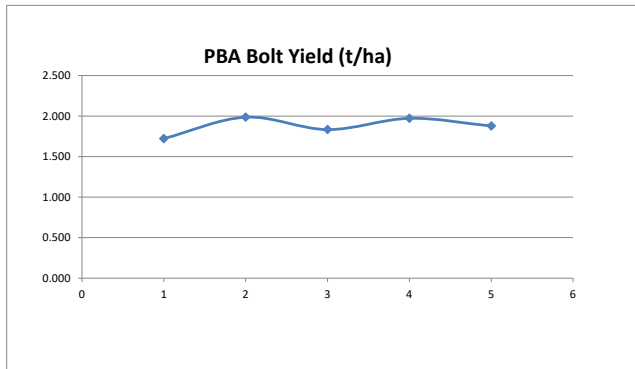
**HARVEST DATA - SEPWA/PASE Lentil Variety Trial - Scott Wandel,
Harvested 6th November 2022**

Plot	Variety!	Plot Length	Plot Width	Area (ha)	Weight (kgs)	Yield (t/ha)	Plot 2	% of Site Mean
1	Bolt	300	12	0.360	620	1.722	1	94%
2	HALLMARK XT	300	12	0.360	800	2.222	4	122%
3	Kelpie	300	12	0.360	520	1.444	9	79%
4	Bolt	300	12	0.360	715	1.986	16	109%
5	HIGHLAND-XT	300	12	0.360	500	1.389	25	76%
6	HIGHLAND-XT	300	12	0.360	690	1.917	36	105%
7	Bolt	300	12	0.360	660	1.833	49	101%
8	Kelpie	300	12	0.360	510	1.417	64	78%
9	HIGHLAND-XT	300	12	0.360	615	1.708	81	94%
10	Bolt	300	12	0.360	710	1.972	100	108%
11	HALLMARK XT	300	12	0.360	765	2.125	121	117%
12	HALLMARK XT	300	12	0.360	755	2.097	144	115%
13	Bolt	300	12	0.360	676	1.878	169	103%

Average of Yield (t/ha)	Total
Variety!	
Kelpie	1.431
HIGHLAND-XT	1.671
Bolt	1.878
HALLMARK XT	2.148
Average of Yield (t/ha)	1.824



Plot	Variety!	Plot Length	Plot Width	Area (ha)	Weight (kgs)	Yield (t/ha)	Plot 2	% of Site Mean
1	Bolt	300	12	0.360	620	1.722	1	94%
4	Bolt	300	12	0.360	715	1.986	16	109%
7	Bolt	300	12	0.360	660	1.833	49	101%
10	Bolt	300	12	0.360	710	1.972	100	108%
13	Bolt	300	12	0.360	676	1.878	169	103%



PLATINUM SPONSORS



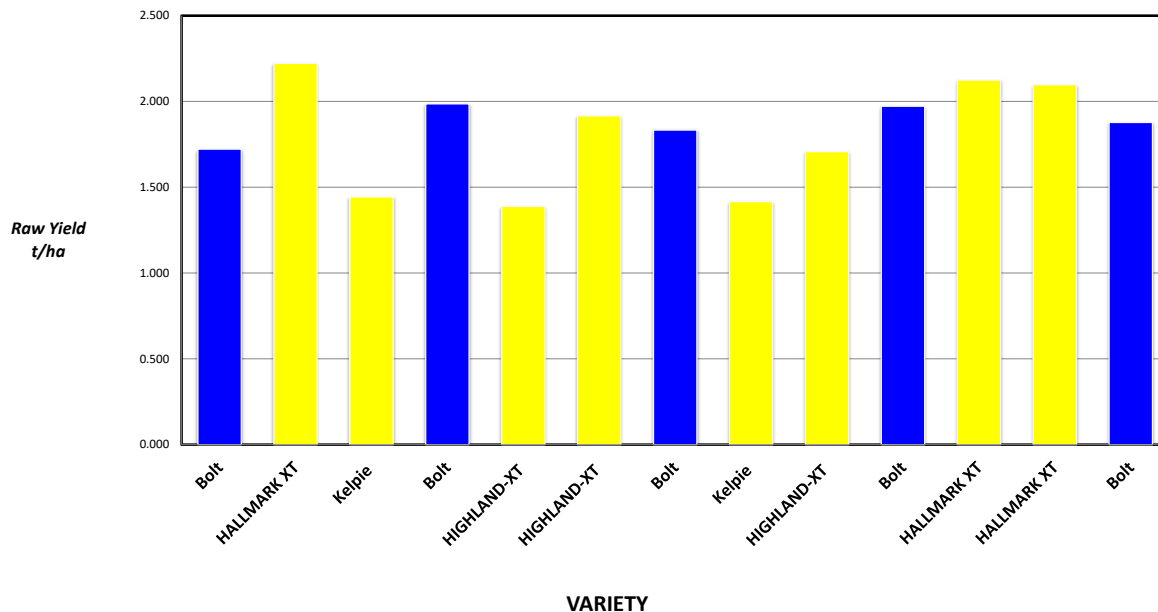
DIAMOND SPONSORS



**Seed Company Sponsors : AGT, Intergrain, Nuseed
SeedNet, Pioneer, Bayer, Pacific Seeds, SeedForce**



2022 SEPWA/PASE Lentil Variety Trial Ridley Plains (S Wandel), Mt Ridley



Plot	Variety!	Yield (t/ha)	% of Site Mean
1	Bolt	1.722	94%
2	HALLMARK XT	2.222	122%
3	Kelpie	1.444	79%
4	Bolt	1.986	109%
5	HIGHLAND-XT	1.389	76%
6	HIGHLAND-XT	1.917	105%
7	Bolt	1.833	101%
8	Kelpie	1.417	78%
9	HIGHLAND-XT	1.708	94%
10	Bolt	1.972	108%
11	HALLMARK XT	2.125	117%
12	HALLMARK XT	2.097	115%
13	Bolt	1.878	103%

Statistical Analysis

Site Mean (t/ha)	1.824
Probability	0.002
Least significant difference 5%	0.2118
CV %	8.1

Site Details

Soil Description:	Sandy Loam
Date Sown:	Saturday, 30 April 2022
Date Harvested	Sunday, 6 November 2022
Seeding Rate:	50 kg/ha

Plot Dimensions

Length (m)	Width (m)	Area (m2)	Conversion Factor
300	12	0.36	2.78



PLATINUM SPONSORS



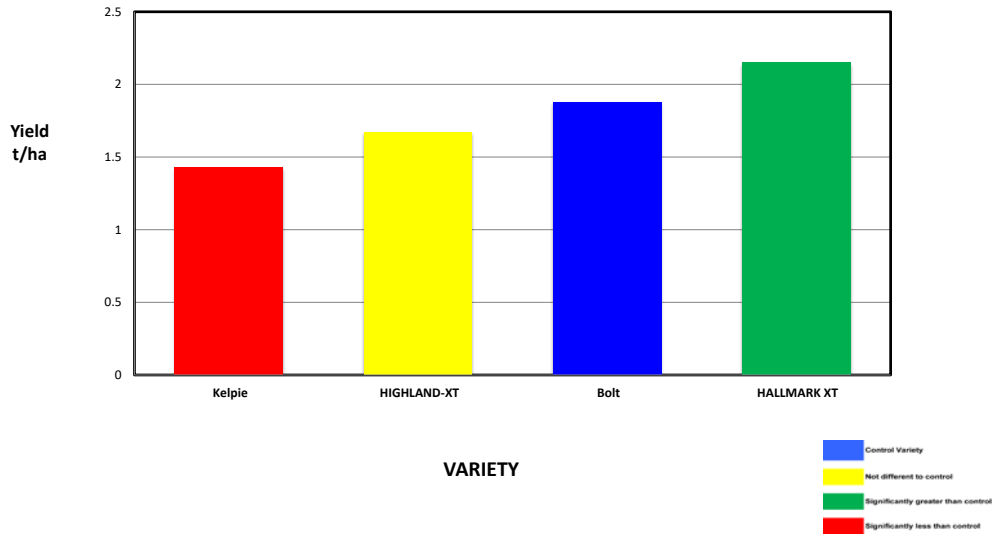
DIAMOND SPONSORS



Seed Company Sponsors: AGT, Intergrain, Nuseed
SeedNet, Pioneer, Bayer, Pacific Seeds, SeedForce



**2022 SEPWA/PASE Lentil Variety Trial
Ridley Plains (S Wandel), Mt Ridley**



Variety	Yield (t/ha)	% of PBA Bolt
Kelpie	1.431	76%
HIGHLAND-XT	1.671	89%
Bolt	1.878	100%
HALLMARK XT	2.148	114%

Site Details
 Soil Description: Sandy Loam
 Date Sown: Saturday, 30 April 2022
 Date Harvested: Sunday, 6 November 2022
 Seeding Rate: 50 kg/ha

Plot Dimenstions
 Length (m): 300
 Width (m): 12
 Plot Area (ha): 0.36
 Conversion Factor: 2.78

Rainfall Data
 Growing Season (mm): 287.6
 Site Yield (t/ha): 1.824
 kg/mm - Rainfall: 6.34

Site Mean (t/ha): 1.824
 Probability: 0.002
 Least significant difference 5%: 0.2118
 CV %: 8.1

RAINFALL 2022 (mm)	Month	mm	Cumulative Growing Season Rainfall
	January	0.2	
	February	7.6	
	March	10.8	
	April	87.6	87.6
	May	16	103.6
	June	23	126.6
	July	28	154.6
	August	46	200.6
	September	26	226.6
	October	61	287.6
	November	30.6	
	Total	336.8	

Station: DPIRD Ridley North



PLATINUM SPONSORS



DIAMOND SPONSORS



**Seed Company Sponsors: AGT, Intergrain, Nuseed
SeedNet, Pioneer, Bayer, Pacific Seeds, SeedForce**



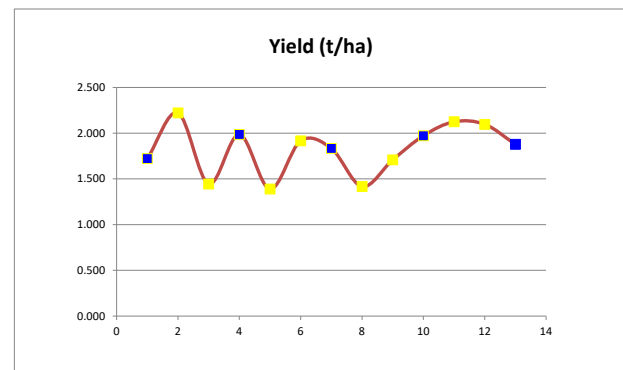
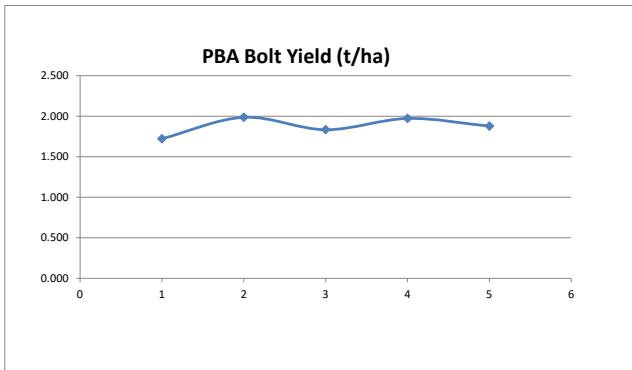
HARVEST DATA - SEPWA/PASE Lentil Variety Trial - Scott Wandel, Harvested 6th November 2022

Plot	Variety!	Plot Length	Plot Width	Area (ha)	Weight (kgs)	Yield (t/ha)	Plot 2	% of Site Mean
1	Bolt	300	12	0.360	620	1.722	1	94%
2	HALLMARK XT	300	12	0.360	800	2.222	4	122%
3	Kelpie	300	12	0.360	520	1.444	9	79%
4	Bolt	300	12	0.360	715	1.986	16	109%
5	HIGHLAND-XT	300	12	0.360	500	1.389	25	76%
6	Highland (Own Seed)	300	12	0.360	690	1.917	36	105%
7	Bolt	300	12	0.360	660	1.833	49	101%
8	Kelpie (Own Seed)	300	12	0.360	510	1.417	64	78%
9	HIGHLAND-XT	300	12	0.360	615	1.708	81	94%
10	Bolt	300	12	0.360	710	1.972	100	108%
11	HALLMARK XT	300	12	0.360	765	2.125	121	117%
12	Hallmark (Own Seed)	300	12	0.360	755	2.097	144	115%
13	Bolt	300	12	0.360	676	1.878	169	103%

Average of Yield (t/ha)	
Variety!	Total
Kelpie (Own Seed)	1.417
Kelpie	1.444
HIGHLAND-XT	1.549
Bolt	1.878
Highland (Own Seed)	1.917
Hallmark (Own Seed)	2.097
HALLMARK XT	2.174
Average of Yield (t/ha)	1.824



Plot	Variety!	Plot Length	Plot Width	Area (ha)	Weight (kgs)	Yield (t/ha)	Plot 2	% of Site Mean
1	Bolt	300	12	0.360	620	1.722	1	94%
4	Bolt	300	12	0.360	715	1.986	16	109%
7	Bolt	300	12	0.360	660	1.833	49	101%
10	Bolt	300	12	0.360	710	1.972	100	108%
13	Bolt	300	12	0.360	676	1.878	169	103%



PLATINUM SPONSORS

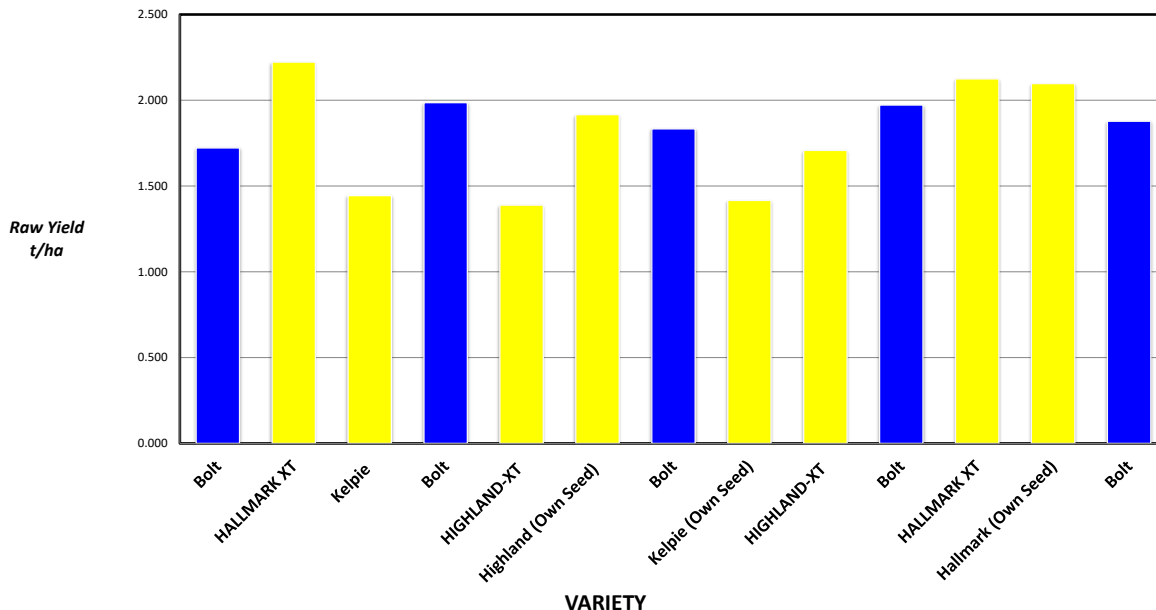


DIAMOND SPONSORS



**Seed Company Sponsors: AGT, Intergrain, Nuseed
SeedNet, Pioneer, Bayer, Pacific Seeds, SeedForce**

**2022 SEPWA/PASE Lentil Variety Trial
Ridley Plains (S Wandel), Mt Ridley**



Plot	Variety!	Yield (t/ha)	% of Site Mean
1	Bolt	1.722	94%
2	HALLMARK XT	2.222	122%
3	Kelpie	1.444	79%
4	Bolt	1.986	109%
5	HIGHLAND-XT	1.389	76%
6	Highland (Own Seed)	1.917	105%
7	Bolt	1.833	101%
8	Kelpie (Own Seed)	1.417	78%
9	HIGHLAND-XT	1.708	94%
10	Bolt	1.972	108%
11	HALLMARK XT	2.125	117%
12	Hallmark (Own Seed)	2.097	115%
13	Bolt	1.878	103%

Statistical Analysis

Site Mean (t/ha)	1.824
Probability	0.012
Least significant difference 5%	0.351
CV %	7.2

Site Details

Soil Description:	Sandy Loam
Date Sown:	Saturday, 30 April 2022
Date Harvested	Sunday, 6 November 2022
Seeding Rate:	50 kg/ha

Plot Dimensions

Length (m)	Width (m)	Area (m ²)	Conversion Factor
300	12	0.36	2.78



PLATINUM SPONSORS



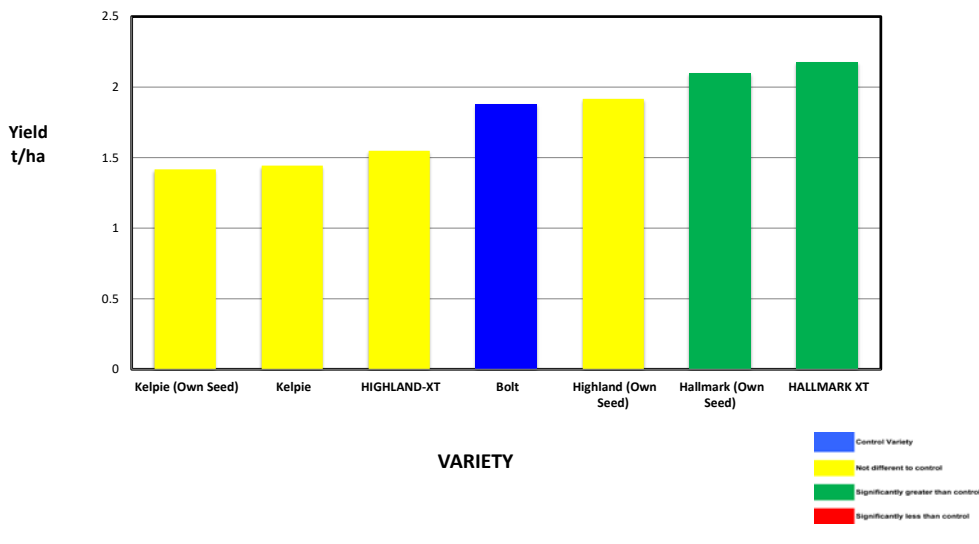
DIAMOND SPONSORS



**Seed Company Sponsors: AGT, Intergrain, Nuseed
SeedNet, Pioneer, Bayer, Pacific Seeds, SeedForce**



2022 SEPWA/PASE Lentil Variety Trial
Ridley Plains (S Wandel), Mt Ridley



Variety	Yield (t/ha)	% of PBA Bolt
Kelpie (Own Seed)	1.417	75%
Kelpie	1.444	77%
HIGHLAND-XT	1.549	82%
Bolt	1.878	100%
Highland (Own Seed)	1.917	102%
Hallmark (Own Seed)	2.097	112%
HALLMARK XT	2.174	116%

Site Details

Soil Description: Sandy Loam
Date Sown: Saturday, 30 April 2022
Date Harvested: Sunday, 6 November 2022
Seeding Rate: 50 kg/ha

Plot Dimensions

Length (m): 300
Width (m): 12
Plot Area (ha): 0.36
Conversion Factor: 2.78

Rainfall Data

Growing Season (mm): 287.6
Site Yield (t/ha): 1.824
kg/mm - Rainfall: 6.34

Site Mean (t/ha): 1.824
Probability: 0.012
Least significant difference 5%: 0.3505
CV %: 7.2

RAINFALL 2022 (mm)	January	0.2	
	February	7.6	
March	10.8		
April	87.6	87.6	Cumulative Growing Season Rainfall
May	16	103.6	
June	23	126.6	
July	28	154.6	
August	46	200.6	
September	26	226.6	
October	61	287.6	
November	30.6		
Total	336.8		

Station: DPIRD Ridley North

PLATINUM SPONSORS



DIAMOND SPONSORS



Seed Company Sponsors: AGT, Intergrain, Nuseed
SeedNet, Pioneer, Bayer, Pacific Seeds, SeedForce