

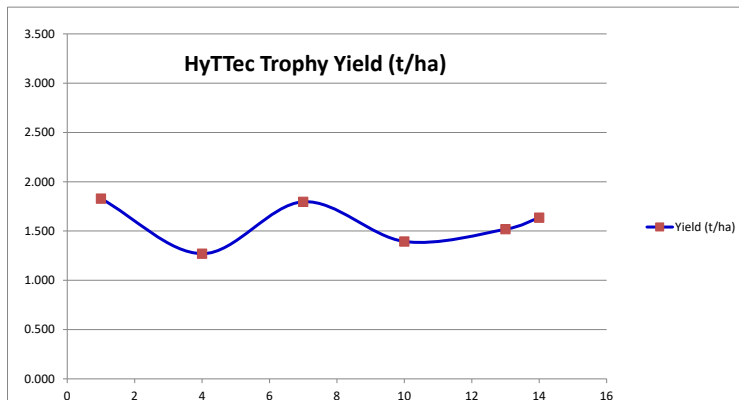
## HARVEST DATA - SEPWA - Canola (Triazine) Variety Trial - Warakirri, Condingup

### Harvest date - 25th November 2023

Plot	Variety!	Plot Length	Plot Width	Area (ha)	Weight (kgs)	Yield (t/ha)	Plot 2	% of Site Mean
1	HyTTec Trophy	319	12	0.38	700	1.829	1	104%
2	SF DYNATRON PMCHS SA HRO	286	12	0.34	800	2.331	4	132%
3	SF DYNATRON PONCLDD SA HRO	269	12	0.32	710	2.200	9	125%
4	HyTTec Trophy	269	12	0.32	410	1.270	16	72%
5	DG Bidgee TT	269	12	0.32	650	2.014	25	114%
6	Bandit TT	269	12	0.32	370	1.146	36	65%
7	HyTTec Trophy	269	12	0.32	580	1.797	49	102%
8	HyTTec Trifecta	269	12	0.32	570	1.766	64	100%
9	POINEER PY 520	269	12	0.32	580	1.797	81	102%
10	HyTTec Trophy	269	12	0.32	450	1.394	100	79%
11	RGT Capacity TT	269	12	0.32	608	1.884	121	107%
12	RGT Baseline TT	269	12	0.32	630	1.952	144	111%
13	HyTTec Trophy	269	12	0.32	490	1.518	169	86%
14	HyTTec Trophy	269	12	0.32	528	1.636	196	93%

Average of Yield (t/ha)	
Variety!	Total
Bandit TT	1.146
HyTTec Trophy	1.574
HyTTec Trifecta	1.766
POINEER PY 520	1.797
RGT Capacity TT	1.884
RGT Baseline TT	1.952
DG Bidgee TT	2.014
SF DYNATRON PONCLDD SA HRO	2.200
SF DYNATRON PMCHS SA HRO	2.331
Grand Total	1.752

Plot	Variety!	Plot Length	Plot Width	Area (ha)	Weight (kgs)	Yield (t/ha)	Plot 2	% of Site Mean
1	HyTTec Trophy	319	12	0.38	700	1.829	1	104%
4	HyTTec Trophy	269	12	0.32	410	1.270	16	72%
7	HyTTec Trophy	269	12	0.32	580	1.797	49	102%
10	HyTTec Trophy	269	12	0.32	450	1.394	100	79%
13	HyTTec Trophy	269	12	0.32	490	1.518	169	86%
14	HyTTec Trophy	269	12	0.32	528	1.636	196	93%



#### PLATINUM SPONSORS

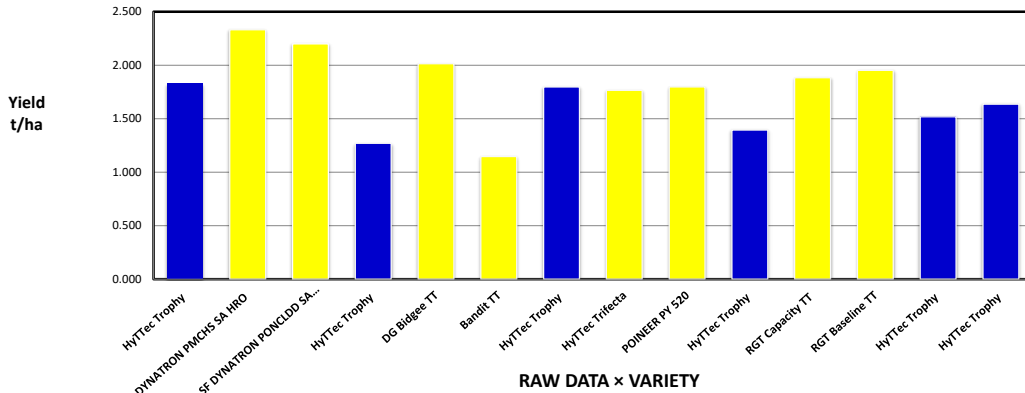


#### DIAMOND SPONSORS



**Seed Company Sponsors: AGT, Intergrain, Nuseed  
SeedNet, Pioneer, Bayer, Pacific Seeds, SeedForce**

**2023 SEPWA Canola Variety Trial  
Triazine Tolerant  
Warakirri, Condingup**



Plot	Variety!	Yield (t/ha)	% of Site Mean
1	HyTTec Trophy	1.829	104%
2	SF DYNATRON PMCHS SA HRO	2.331	132%
3	SF DYNATRON PONCLDD SA HRO	2.200	125%
4	HyTTec Trophy	1.270	72%
5	DG Bidgee TT	2.014	114%
6	Bandit TT	1.146	65%
7	HyTTec Trophy	1.797	102%
8	HyTTec Trifecta	1.766	100%
9	POINEER PY 520	1.797	102%
10	HyTTec Trophy	1.394	79%
11	RGT Capacity TT	1.884	107%
12	RGT Baseline TT	1.952	111%
13	HyTTec Trophy	1.518	86%
14	HyTTec Trophy	1.636	93%



**Soil Description:** Sand over Gravel  
**Date Sown:** Thursday, 11 May 2023  
**Harvest Date:** Saturday, 25 November 2023  
**Seeding Rate:** 2.5 kg/ha  
**Nitrogen Application:** Seeding MAP 100 kg/ha (12.0N), UAN 30 L/ha (12.6N)  
**2022 - Wheat** Post – Total N = TBA units.

**STATISTICAL YIELD DATA - RAW DATA**

**Site Mean (t/ha)** 1.752  
**Probability** 0.114  
**Least significant difference 5%** 0.616  
**CV %** 12.7

**Plot Dimensions**

Length (m) 200      Width (m) 12      Area (m2) 2400      Conversion Factor 4.17

**PLATINUM SPONSORS**

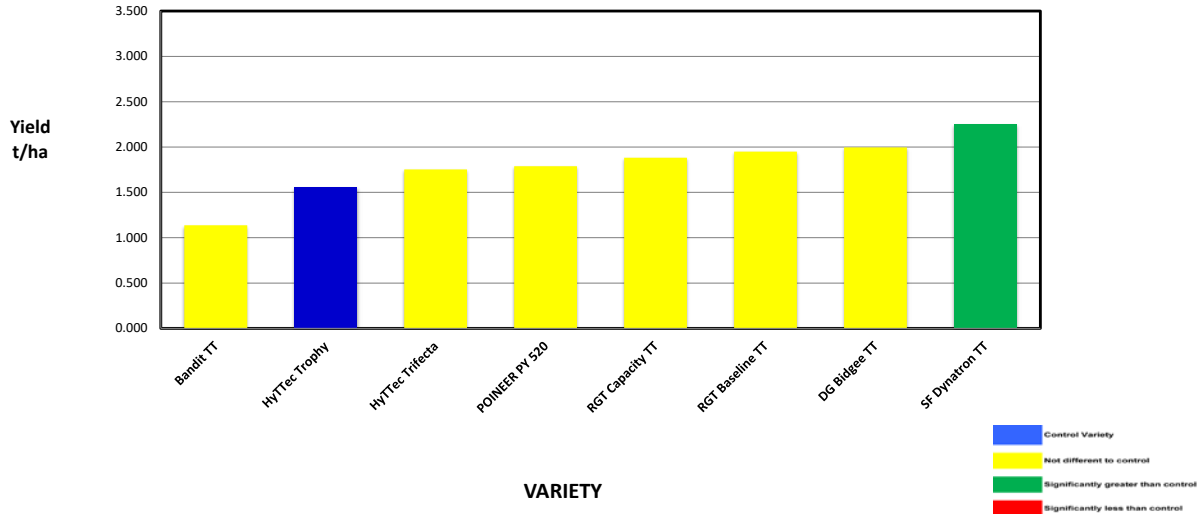


**DIAMOND SPONSORS**



**Seed Company Sponsors:** AGT, Intergrain, Nuseed  
 SeedNet, Pioneer, Bayer, Pacific Seeds, SeedForce

## 2023 SEPWA Canola Variety Trial Triazine Tolerant Warakirri, Condingup



Variety	Triat	Maturity	Yield (t/ha)	% of HyTTec Trophy	Protein %	Oil %
Bandit TT	Triazine, Open	Early	1.138	73%	19.8	45.9
<b>HyTTec Trophy</b>	<b>Triazine, Hybrid</b>	<b>Early - Mid</b>	<b>1.562</b>	<b>100%</b>	<b>20.2</b>	<b>46.9</b>
HyTTec Trifecta	Triazine, Hybrid	Mid - season	1.753	112%	20.6	46.7
POINEER PY 520	Hybrid Triazine & Clearfield®	Mid - season	1.789	115%	21.2	46.1
RGT Capacity TT	Triazine, Hybrid	Early - Mid	1.882	120%	20.7	46.4
RGT Baseline TT	Triazine, Hybrid	Mid - Late	1.950	125%	19.5	49.6
DG Bidgee TT	Triazine, Open	Early - Early Mid	1.996	128%	20.0	43.8
SF Dynatron TT	Triazine, Hybrid	Mid - season	2.248	144%	20.5	46.7

*Yield, Protein and Oil adjusted for moisture - average moisture 6.6 %*

**Site Mean (t/ha)** 1.741  
**Probability** 0.052  
**Least significant difference 5%** 0.5387  
**CV %** 11.7

### Site Details

**Soil Description:** Sand over Gravel  
**Date Sown:** Thursday, 11 May 2023  
**Harvest Date** Saturday, 25 November 2023  
**Seeding Rate:** 2.5 kg/ha  
**Nitrogen Application:** Seeding MAP 100 kg/ha (12.0N), UAN 30 L/ha (12.6N)  
**2022 - Wheat** Post - Total N = TBA units.

### Plot Dimensions

**Length (m)** 319  
**Width (m)** 12  
**Plot Area (ha)** 0.38  
**Conversion Factor** 2.61

### Rainfall Data

**Growing Season (mm)** 374  
**Site Yield (t/ha)** 1.741  
**kg/mm - Rainfall** 4.7

RAINFALL 2023 (mm)	January	16.2	Cumulative Growing Season Rainfall
	February	3.2	
	March	16.4	
	April	79.6	
	May	11	
	June	132.6	
	July	47.8	
	August	56.4	
	September	29.6	
	October	17	
	November	43.2	
<b>Total</b>	<b>453</b>	<b>374</b>	

**Station:** DPIRD Boyatup (BO001)



### PLATINUM SPONSORS



### DIAMOND SPONSORS



**Seed Company Sponsors: AGT, Intergrain, Nuseed  
SeedNet, Pioneer, Bayer, Pacific Seeds, SeedForce**